

Dun & Bradstreet One-Stop Report

Oracle Corporation

7 February 2018

Oracle Corporation

 Social Site Twitter

 Social Site FaceBook

Fortune 1000 Rank: 81

 Social Site GooglePlus

500 Oracle Pkwy
Redwood City, CA 94065-1677
United States

Tel: 650-506-7000
Fax: 650-506-7304

www.oracle.com

D-U-N-S® Number: 14-470-9193
Employees: 138,000
Company Type: Public Parent
Corporate Family: 696 Companies
Traded: New York Stock Exchange: ORCL
Berlin Stock Exchange: ORC
Boerse-Stuttgart: ORC
Frankfurt Stock Exchange: ORC
XETRA: ORC
Incorporation Date: 1977
Auditor: Ernst & Young LLP

Financials in: As Reported (mil)
Reporting Currency: US Dollar
Annual Sales: 37,728.0
Total Assets: 133,597.0
Market Value: 218,364.0
(26-Jan-2018)

Business Description

Oracle predicts the future of computing is in the cloud. A leader in enterprise software, Oracle provides hardware and services to help companies improve their processes. Best known for its focus on databases (its RMDBS and MySQL are popular database management programs), Oracle also offers software for enterprise resource planning, data management, collaboration, application development, customer relationship management, and supply chain management. In recent years, the company has aggressively expanded through acquisitions. More than half its revenue comes from international customers.

Source: D&B

Industry

Industry Software and Programming
ANZSIC 2006: 5420 - Software Publishing
ISIC Rev 4: 5820 - Software publishing
NACE Rev 2: 5829 - Other software publishing
NAICS 2012: 511210 - Software Publishers
UK SIC 2007: 5829 - Other software publishing
US SIC 1987: 7372 - Prepackaged Software

Key Executives (Emails Available)

Name	Title	Source
Mark V. Hurd	Chief Executive Officer, Director	Reuters
Thomas Kurian	President - Product Development	Reuters
Dorian E. Daley	Executive Vice President, General Counsel, Secretary	Reuters
Jeffery Amann	Ceos / General Managers / Presidents	D&B
Dj Abebe	Principal Product Development Information Technology Project Manager	D&B

Significant Developments

Topic	#*	Most Recent Headline	Date
Regulatory / Company Investigation	3	Rimini Street Files Court Petition To Recover Additional \$32 Million From Oracle	24-Jan-2018
Mergers & Acquisitions	3	Aconex Announces Acquisition Proposal By Oracle ?	17-Dec-2017
Officer Changes	2	Disney Board Elects Oracle And Illumina CEOs As Directors	7-Dec-2017

Product Responsibility	1	Oracle introduces a 100 pct self-driving autonomous database	2-Oct-2017
General Reorganization	2	Oracle says in Q1 of 2018, management supplemented 2017 restructuring plan to reflect additional actions that co expects to take??	18-Sep-2017

* number of significant developments within the last 12 months

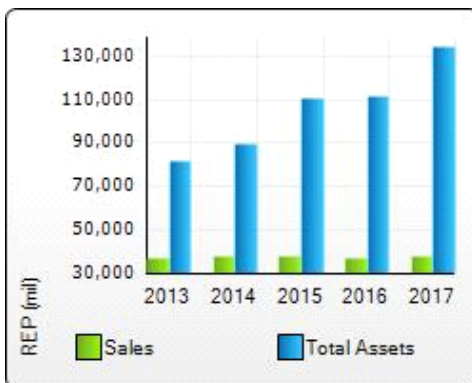
News

Title	Date
According to New Research, Spend Analytics Market Projected to Grow at Progressive CAGR of +17% by 2022 SBWire (592 Words)	6-Feb-2018
Future Outlook on Database Security Market Growing at CAGR of +18% During the Forecast Period, According to Research Analysts SBWire (590 Words)	6-Feb-2018
Potnetwork Holdings Inc (OTC PINK: POTN) May Miss \$1 Share Price by a Whisker EIN Presswire (1866 Words)	6-Feb-2018
AFCEA International Recognizes Exceptional Individuals GlobeNewswire (579 Words)	6-Feb-2018
Sales Performance Management Market to Swell up to US\$8,138.1 Million by the end of 2025: - Transparency Market Research WALB 10 (879 Words)	6-Feb-2018
NTT DATA and Oracle Insurance to Offer End-to-End Solution for Government Payers and Health Plans ENP Newswire (620 Words)	6-Feb-2018

Financial Summary

As of 30-Nov-2017

Key Ratios	Company	Industry
Net Profit Margin (TTM) %	27.46	20.38
Return on Assets (TTM) %	7.56	7.92
Return on Equity (TTM) %	19.00	21.45
Current Ratio	3.08	3.17
Quick Ratio	2.95	3.00
Sales 5 Year Growth	0.32	
Debt to Equity	1.08	0.97



Source: Morningstar

Stock Snapshot

Traded: New York Stock Exchange: ORCL

As of 26-Jan-2018 Financials in: USD

Recent Price	52.75	EPS	2.33
52 Week High	53.14	Price/Sales	5.77
52 Week Low	39.68	Dividend Rate	0.76
Avg. Volume (mil)	15.36	Price/Earnings	22.64
Market Value (mil)	218,364.01	Price/Book	3.91
		Beta	1.05

2 Year Weekly End Price & Volume



Source: Morningstar

© 2018 Dun & Bradstreet, Inc. All rights reserved.

© 2018 Morningstar. All Rights Reserved.

© 1983-2018 Reuters Research Inc. All Rights Reserved.

© 2018 GlobalData. All Rights Reserved.

Stock quotes provided by Google Finance (security prices are at least 15 min. delayed)
Map provided by Pitney Bowes. Terms and privacy policy can be found on pitneybowes.com
Currency conversion provided by XE.com. Terms and privacy policy can be found on xe.com
Published by Dun & Bradstreet, Inc., 2018

Oracle Corporation

Executives Report

Redwood City, California, United States, Tel: 650-506-7000, URL: <http://www.oracle.com>, Executives Page

Board of Directors

Name	Title	Function	Source
Lawrence J. Ellison Biography: Mr. Lawrence J. Ellison is an Executive Chairman of the Board, Founder, Chief Technology Officer of Oracle Corporation. He has served as our CEO from June 1977, when he founded Oracle, until September 2014. He previously served as our Chairman of the Board from May 1995 to January 2004. Mr. Ellison is Oracle's founder and served as our CEO since we commenced operations in June 1977 through September 2014. He is widely regarded as a technology visionary and one of the world's most successful business executives. Mr. Ellison's familiarity with and knowledge of our technologies and product offerings are unmatched. He continues to lead and oversee our product engineering, technology development and strategy. For almost 40 years he has successfully steered Oracle in new strategic directions in order to adapt to and stay ahead of our competition and changing industry trends. Mr. Ellison is our largest stockholder, owning approximately 28% of the outstanding shares of our common stock, directly aligning his interests with those of all of our stockholders. <i>Source: Reuters</i> Age: 73 <i>Source: Reuters</i> Compensation/Salary:\$1 Compensation Currency: USD <i>Source: Reuters</i>	Executive Chairman of the Board, Founder, Chief Technology Officer	Chairman	Reuters
Paul Dominic View Email Social: "	Senior Director - Product Management, Value Chain Planning	Vice-Chairman	D&B
Jeffrey O. Henley Biography: Mr. Jeffrey O. Henley is Vice Chairman of the Board of Oracle Corporation. He has served as our Vice Chairman of the Board since September 2014. Mr. Henley previously served as our Chairman of the Board from January 2004 to September 2014. He served as our Executive Vice President and CFO from March 1991 to July 2004. <i>Source: Reuters</i>	Vice Chairman of the Board	Vice-Chairman	Reuters

Age: 72

Source: Reuters

Compensation/Salary: \$650,000

Compensation Currency: USD

Source: Reuters

Social: "

Scott Albrecht View Email	Director Oem and Isv Sales Consulting North America Alliances and Channels, Director	Director/Board Member	D&B
Social: "			
Judson Althoff	Senior Vice President, Director	Director/Board Member	D&B
Social: "			
Marc Baisse View Email	Director	Director/Board Member	D&B
Satish Balasubramanian	Director	Director/Board Member	D&B
Susan Bell View Email	Director	Director/Board Member	D&B
Jeffrey S. Berg	Independent Director	Director/Board Member	Reuters
<p>Biography:</p> <p>Mr. Jeffrey S. Berg is an Independent Director of Oracle Corporation. He has been an agent in the entertainment industry for over 35 years. Mr. Berg has served as Chairman of Northside Services, LLC, a media and entertainment advisory firm, since May 2015. Mr. Berg was Chairman of Resolution, a talent and literary agency he founded, from January 2013 until April 2015. Between 1985 and May 2012, he was the Chairman and CEO of International Creative Management, Inc. ("ICM"), a talent agency for the entertainment industry. He has served as Co-Chair of California's Council on Information Technology and was President of the Executive Board of the College of Letters and Sciences at the University of California at Berkeley. He is currently on the Board of Trustees of the Anderson School of Management at the University of California at Los Angeles. As the former CEO of ICM, Mr. Berg brings to the Board over 25 years of leadership experience running one of the world's preeminent full service talent agencies in the entertainment industry. Mr. Berg's prior experience as CEO and as a representative of some of the world's most well-known celebrities offers the Board a unique perspective with respect to managing a global brand in rapidly-changing industries and in management, compensation and operational matters.</p> <p>Source: Reuters</p>			
Age: 70			
Source: Reuters			
Social: "			
Manish Bhatia View Email	Director	Director/Board Member	D&B
Social: "			
John Bible View Email	Senior Director, Director	Director/Board Member	D&B
Social: "			
Raymond H Bingham View Email	Director	Director/Board Member	D&B
H Raymond Bingham	Director	Director/Board Member	D&B
Social: "			
Michael J. Boskin	Independent Director	Director/Board Member	Reuters
Biography:			

Dr. Michael J. Boskin is an Independent Director of Oracle Corporation. He is the Tully M. Friedman Professor of Economics and Hoover Institution Senior Fellow at Stanford University, where he has been on the faculty since 1971. He is CEO and President of Boskin & Co., Inc., a consulting firm. He was Chairman of the President's Council of Economic Advisers from February 1989 until January 1993. Dr. Boskin also currently serves as a director of Exxon Mobil Corporation. Dr. Boskin is recognized internationally for his research on world economic growth, tax and budget theory and policy, U.S. saving and consumption patterns and the implications of changing technology and demography on capital, labor, and product markets. He brings to the Board significant economic and financial expertise and provides the Board with a unique perspective on a number of challenges faced by Oracle due to its global operations, including, for example, questions regarding international tax and monetary policy, treasury functions, currency exposure and general economic and labor trends and risks. In addition, Dr. Boskin's experience as CEO of his consultancy firm and as a director of another large, complex global organization provides the Board with important perspectives in its evaluation of Oracle's practices and processes.

Source: Reuters

Age: 72

Source: Reuters

Social: "

Roxana Bradescu View Email	Director, Senior Product Director	Director/Board Member	D&B
Henry Byorum View Email	Director	Director/Board Member	D&B
Gregory Caito Social: "	Director	Director/Board Member	D&B
Richard Chang View Email Social: "	Manager Or Supervisor, Director	Director/Board Member	D&B
Youngho Cho View Email	Director	Director/Board Member	D&B
Kenneth Chu	Director	Director/Board Member	D&B
Lawrence Clark View Email	Director	Director/Board Member	D&B
George H. Conrades	Independent Director	Director/Board Member	Reuters

Biography:

Mr. George H. Conrades is an Independent Director of Oracle Corporation since January 17, 2008. He has served as Chairman of Akamai Technologies, Inc., a service provider for accelerating and improving the delivery of content and applications over the Internet, since May 2005. He currently serves as a Managing Partner at Longfellow Venture Partners, a private venture fund advising and investing in early stage healthcare and technology companies. He also served as a Venture Partner at Polaris Venture Partners, an early stage investment company, from August 1998 to 2012 and is currently Partner Emeritus. Mr. Conrades was Chairman and CEO of Akamai Technologies from April 1999 to May 2005. He previously served as a director of Ironwood Pharmaceuticals, Inc. and Harley-Davidson, Inc. As the former CEO of Akamai, Mr. Conrades brings to the Board first-hand experience in successfully leading and managing a large, complex global organization in the technology industry. Mr. Conrades' experience provides the Board with a perspective applicable to challenges faced by Oracle. In addition, Mr. Conrades' current role at Longfellow Venture Partners requires him to be very familiar with growth companies, including those driven by information technology or intellectual property, which provides the Board with valuable insights in its deliberations regarding Oracle's acquisition and product strategies. Mr. Conrades' service as a director of a large, complex global organization, as well as smaller private companies, provides the Board with important perspectives in its evaluation of Oracle's practices and processes.

Source: Reuters

Age: 78

Source: Reuters

Education:

University of Chicago, MBA
Ohio Wesleyan University, BA (Mathematics and Physics)

Source:

Margaret Coyle View Email	Corporate Deve, Vice President, Director, Corporate Development	Director/Board Member	D&B
Social: "			
Suzanne Cronin View Email	Director	Director/Board Member	D&B
Sara Currie View Email	Director	Director/Board Member	D&B
Patrick Cyril View Email	Sr. Director - Technical Sales and Consulting, Director	Director/Board Member	D&B
Social: "			
Florence Damay View Email	Director	Director/Board Member	D&B
Social: "			
Greg Day View Email	Principal Database Solution Specialist, Director Database Infrastructure, Director	Director/Board Member	D&B
Social: "			
Lionel Dubreuil View Email	Director	Director/Board Member	D&B
Social: "			
Jeni Ferns View Email	Director	Director/Board Member	D&B
Social: "			
Nicole Forte View Email	Director	Director/Board Member	D&B
Dan Foutty View Email	Director	Director/Board Member	D&B
Allyson Fryhoff	Director	Director/Board Member	D&B
Takeshi Fujimura View Email	Director	Director/Board Member	D&B
Hector Garcia-Molina	Independent Director	Director/Board Member	Reuters

Biography:

Dr. Hector Garcia-Molina, Ph.D., is an Independent Director of Oracle Corporation since October 2001. He has been the Leonard Bosack and Sandra Lerner Professor in the Departments of Computer Science and Electrical Engineering at Stanford University since October 1995 and served as Chairman of the Department of Computer Science from January 2001 to December 2004. He has been a professor at Stanford University since January 1992. From August 1994 until December 1997, he was the Director of the Computer Systems Laboratory at Stanford University. Widely regarded as an expert in computer science, Mr. Garcia-Molina brings to the Board significant technical expertise in the fields of computer science, generally, and database technology, specifically. He is the author of numerous books, journal articles, papers and reports documenting his research on a variety of technology subjects, including distributed computing systems, digital libraries and database systems. Mr. Garcia-Molina is a Fellow of the Association for Computing Machinery and the American Academy of Arts and Sciences and from 1997 to 2001 was a member of the President's Information Technology Advisory Committee. He also serves as a Venture Advisor for Onset Ventures and is a member of technical advisory boards of numerous private companies. In these roles, and as a former director of other public companies, Mr. Garcia-Molina has helped oversee the strategy and operations of other technology companies and brings a valuable technical and industry-specific perspective to the Board's consideration of Oracle's product strategy, competitive positioning and technology trends.

Source: Reuters

Age: 63

Source: Reuters

<p>Education: Stanford University, PHD (Computer Science) Stanford University, MS (Electrical Engineering) <i>Source:</i></p>			
Amanda Gill View Email	Consulting, Development and F and A, Director Recruiting, Director	Director/Board Member	D&B
Social: "			
Adolfo Gonzalez View Email	Director	Director/Board Member	D&B
Social: "			
Ravi Handyal View Email	Director	Director/Board Member	D&B
Social: "			
Martin Hardy View Email	Director	Director/Board Member	D&B
Lynda Heise View Email	Director	Director/Board Member	D&B
Social: "			
David Hicks View Email	Director	Director/Board Member	D&B
Hung Ho View Email	Principal Member of Technical Staff, Director	Director/Board Member	D&B
Mark V. Hurd	Chief Executive Officer, Director	Director/Board Member	Reuters
<p>Biography: Mr. Mark V. Hurd is Chief Executive Officer and Director of Oracle Corporation. He has been our Chief Executive Officer since September 2014. He served as our President from September 2010 to September 2014 and a Director since September 2010. Prior to joining us, he served as Chairman of the Board of Directors of Hewlett-Packard Company from September 2006 to August 2010 and as Chief Executive Officer, President and a member of the Board of Directors of Hewlett-Packard Company from April 2005 to August 2010. From 2007 to 2010, Mr. Hurd served as a member of the Board of Directors of Newscorp, Inc. and served on the Governance Committee of Newscorp. <i>Source: Reuters</i></p> <p>Age: 60 <i>Source: Reuters</i></p> <p>Education: Baylor University, B (Business Administration) <i>Source: Reuters</i></p> <p>Compensation/Salary: \$950,000 Compensation Currency: USD <i>Source: Reuters</i></p> <p>Social: "</p>			
Christine Ingold View Email	Director of Channels and Alliances, Director	Director/Board Member	D&B
Social: "			
Charles Karren View Email	Director Oil and Gas Strategy and Marketing, Director	Director/Board Member	D&B

William Kerr View Email Social: "	Director	Director/Board Member	D&B
Pankaj Khandwal View Email Social: "	Director	Director/Board Member	D&B
Donghyun Kim View Email	Director	Director/Board Member	D&B
Scott King View Email Social: "	Director, Capability Director	Director/Board Member	D&B
Michael Klehm View Email Social: "	Director	Director/Board Member	D&B
Yoshiyuki Kobayashi View Email Social: "	Director	Director/Board Member	D&B
Amit Kumar View Email	Senior Product Manager, Director	Director/Board Member	D&B
Sanjeevi Kumar View Email	Director	Director/Board Member	D&B
Bill Lall View Email Social: "	Director, Senior Director North America Project Management Office / Quality Management Group	Director/Board Member	D&B
Michelle Landaverde View Email	Director	Director/Board Member	D&B
Scott Ledbetter View Email Social: "	Director	Director/Board Member	D&B
Scott Lee View Email	Director	Director/Board Member	D&B
Lara Livgard View Email	Director	Director/Board Member	D&B
Willie Low	Director	Director/Board Member	D&B
Dennis Macneil View Email	Director, Product Director for Java Electrical Engineering Application Servers	Director/Board Member	D&B
Don Martin View Email	Director, Senior Software Development Manager	Director/Board Member	D&B
Kathleen Mccarthy View Email Social: "	Director, Director Sales Consulting	Director/Board Member	D&B
Dan Miller View Email Social: "	Director, Retail Product Management	Director/Board Member	D&B
Garret Minakawa View Email	Director	Director/Board Member	D&B

Social: "			
Ingrid Moore View Email	Director	Director/Board Member	D&B
Social: "			
Cristine Myrstol View Email	Director	Director/Board Member	D&B
Shrikant Nene View Email	Director, Senior Development Manager	Director/Board Member	D&B
Social: "			
Prasad Pai View Email	Director	Director/Board Member	D&B
Vijay Pandya View Email	Senior Manager Hcm Development, Director	Director/Board Member	D&B
Social: "			
Shonda Patton View Email	Director, Director of Partner Marketing, Marketing Director	Director/Board Member	D&B
Subban Raghunathan View Email	Director	Director/Board Member	D&B
Anil Ramdin View Email	Director	Director/Board Member	D&B
Social: "			
Lori Robinson View Email	Director	Director/Board Member	D&B
Scott Seebauer View Email	Director Product Management Contact Center, Senior Director, Director, Product Strategy -service Cloud	Director/Board Member	D&B
Naomi O. Seligman View Email	Independent Director	Director/Board Member	Reuters
<p>Biography:</p> <p>Ms. Naomi O. Seligman is an Independent Director of Oracle Corporation. She is a senior partner at Ostriker von Simson, Inc., a technology research firm which chairs the CIO Strategy Exchange. Since 1999, this forum has brought together senior executives in four vital quadrants of the IT sector. From 1977 until June 1999, Ms. Seligman served as a co-founder and senior partner of the Research Board, Inc., a private sector institution sponsored by 100 chief information officers from major global corporations. She also currently serves as a director of Akamai Technologies, Inc. Ms. Seligman previously served as a director of iGate Corporation and The Dun & Bradstreet Corporation. As a senior partner at Ostriker von Simson, Inc. and co-partner of the CIO Strategy Exchange, and in her prior role as a co-founder and senior partner of the Research Board, Ms. Seligman is recognized as a thought leader in the technology industry. Ms. Seligman also serves as an independent advisor to some of the largest multinational corporations where she helps oversee global strategy and operations, which provides our Board with important perspectives in its evaluation of Oracle's practices and processes. The Board also benefits from Ms. Seligman's unique experience and customer-focused perspective and the valuable insights gained from the senior-level relationships she maintains throughout the technology industry.</p> <p>Source: Reuters</p> <p>Age: 79</p> <p>Source: Reuters</p> <p>Education:</p> <p>London School of Economics, MBA Vassar College, BA (Economics)</p> <p>Source: Reuters</p>			
Saurabh Sharda View Email	Director, Global Controller Operations	Director/Board Member	D&B

Jai Shekhar View Email	Board Member	Director/Board Member	D&B
Leslie Steere View Email	Director	Director/Board Member	D&B
Ajmal Syed View Email	Director	Director/Board Member	D&B
Social: "			
Parag Tipnis View Email	Director, Director Tax Employee Assignments	Director/Board Member	D&B
Filip Vanacht View Email	Director	Director/Board Member	D&B
Peter Wallack View Email	Director	Director/Board Member	D&B
Social: "			
Derek Williams View Email	Director	Director/Board Member	D&B
Social: "			
Hideyuki Yamagishi View Email	Director	Director/Board Member	D&B
Michael Yau View Email	Senior Director at Oracle Corporation, Director	Director/Board Member	D&B
Bird Yip View Email	Director	Director/Board Member	D&B
Social: "			
Kelly Yu View Email	Director	Director/Board Member	D&B
Janet Zabel View Email	Director	Director/Board Member	D&B
Wei Zhu View Email	Director	Director/Board Member	D&B
Executives			

Name	Title	Function	Source
<p>Safra Catz</p> <p>Biography:</p> <p>Ms. Safra A. Catz serves as Chief Executive Officer and Director of Oracle Corporation. She served as our President from January 2004 to September 2014 and as our CFO most recently from April 2011 until September 2014. Ms. Catz was previously our CFO from November 2005 until September 2008 and our Interim CFO from April 2005 until July 2005. Prior to being named President, she held various other positions with us since joining Oracle in 1999. Ms. Catz also previously served as a director of HSBC Holdings plc. In her current role at Oracle, Ms. Catz is primarily responsible for all operations at Oracle other than product development, sales and marketing, consulting, support and Oracle's industry-specific global business units. Ms. Catz also leads the execution of our acquisition strategy and integration of acquired companies and products. Our Board benefits from Ms. Catz's many years with Oracle and her unique expertise regarding Oracle's strategic vision, management and operations. Prior to joining Oracle, Ms. Catz developed deep technology industry experience as a managing director with the investment banking firm Donaldson, Lufkin & Jenrette from 1986 to 1999 covering the technology industry. With this experience, Ms. Catz brings valuable insight regarding the technology industry generally, and in particular in the execution of our acquisition strategy. In addition, Ms. Catz's prior service as a director of another large, complex global organization provides the Board with important perspectives in its evaluation of Oracle's practices and processes.</p> <p><i>Source: Reuters</i></p> <p>Age: 56</p>	<p>CEO</p>	<p>Chief Executive Officer</p>	<p>D&B</p>

Source: Reuters

Education:

University of Pennsylvania, JD
Wharton School of Business at the University of Pennsylvania, B

Source: Reuters

Compensation/Salary: \$950,000

Compensation Currency: USD

Source: Reuters

Social: "

Mark V. Hurd	Chief Executive Officer, Director	Chief Executive Officer	Reuters
--------------	-----------------------------------	-------------------------	---------

Biography:

Mr. Mark V. Hurd is Chief Executive Officer and Director of Oracle Corporation. He has been our Chief Executive Officer since September 2014. He served as our President from September 2010 to September 2014 and a Director since September 2010. Prior to joining us, he served as Chairman of the Board of Directors of Hewlett-Packard Company from September 2006 to August 2010 and as Chief Executive Officer, President and a member of the Board of Directors of Hewlett-Packard Company from April 2005 to August 2010. From 2007 to 2010, Mr. Hurd served as a member of the Board of Directors of Newscorp, Inc. and served on the Governance Committee of Newscorp.

Source: Reuters

Age: 60

Source: Reuters

Education:

Baylor University, B (Business Administration)

Source: Reuters

Compensation/Salary: \$950,000

Compensation Currency: USD

Source: Reuters

Social: "

Frank Obermeier	Chief Executive Officer, Oracle Japan	Chief Executive Officer	D&B
-----------------	---------------------------------------	-------------------------	-----

Anil Aadimulam View Email	Senior Principal Consultant	President	D&B
------------------------------	-----------------------------	-----------	-----

Social: "

Andrew Andreani View Email	Senior Principal Consultant	President	D&B
-------------------------------	-----------------------------	-----------	-----

Deepak Arora View Email	Senior Principal Consultant	President	D&B
----------------------------	-----------------------------	-----------	-----

Social: "

Bruce Bailey View Email	Principal Solutions Consultant	President	D&B
----------------------------	--------------------------------	-----------	-----

Dave Bailey View Email	Senior Principal Consultant	President	D&B
---------------------------	-----------------------------	-----------	-----

Social: "

Rama Balaji View Email	Principal Sales Consultant, Big Data Evangelist, Public / Private / Hybrid Cloud Champion	President	D&B
---------------------------	---	-----------	-----

Social: "

Glen Ballard View Email	President / Producer	President	D&B
Anjan Banerjee View Email	Principal Technical Staff Oracle Webcenter	President	D&B
Dustin Bauder View Email	Principal User Experience Designer	President	D&B
Social: "			
Greg Beattie View Email	Principal IT Architect	President	D&B
Chad Bender View Email	Principal Product Manager, Social Relationship Management (SRM)	President	D&B
Social: "			
Judy Bergin View Email	Senior Principal Consultant	President	D&B
Social: "			
Amit Bhushan View Email	Senior Principal Consultant	President	D&B
Social: "			
Chuck Boucher View Email	Senior Principal Deployment Consultant	President	D&B
Andrea Bouskill View Email	Principal Applications Developer	President	D&B
Hamid Bouzari View Email	Senior Principal Program Manager	President	D&B
Ben Brophy View Email	Senior Principal User Experience Designer	President	D&B
Social: "			
Ha Bui View Email	Senior Principal Consultant	President	D&B
Social: "			
Scott Burdman View Email	Principal Member Of Enterprise Services	President	D&B
Social: "			
Zhong Cai View Email	Principal Developer	President	D&B
Social: "			
David Capps View Email	Principal Consultant Professional Services	President	D&B
Eric Chan View Email	Principal Software Engineer, Principal Staff	President	D&B
Yen Chan View Email	Principal Program Manager	President	D&B
Social: "			
Jun Chen View Email	Senior Principal Consultant	President	D&B

Charles Cheng View Email	Principal Project Manager, Patent Agent	President	D&B
Social: "			
Luis Coa View Email	Managing Principal Consultant	President	D&B
Jeffrey Cowen View Email	Principal Exadata Specialist	President	D&B
Mark Crawford Social: "	Principal Infrastructure Architect	President	D&B
Carmen Darlach View Email	Principal User Interface Designer	President	D&B
Sandipta Datta View Email	Senior Principal Consultant	President	D&B
Kiran Davuluri View Email Social: "	Senior Principal Consultant	President	D&B
Michele Decker View Email Social: "	Principal License Consultant	President	D&B
Apostolos Dedes View Email Social: "	Principal SC	President	D&B
Dan Denkin View Email Social: "	Principal Program Manager	President	D&B
Sheenam Dhillon View Email	Senior Principal Consultant	President	D&B
Karanbir Dhillon View Email	Senior Principal Support Analyst	President	D&B
Robert Diaz View Email Social: "	Senior Principal Consultant	President	D&B
Frank Dipalma View Email	Principal Project Manager	President	D&B
Anurag Dubey View Email Social: "	Master Principal Solutions Consultant	President	D&B
Sachin Dwivedi View Email Social: "	Managing Principal Consultant	President	D&B
Liz Edge View Email	Senior Principal Applications Consultant	President	D&B
Alexandra Ehrlich View Email Social: "	Principal Solutions Consultant	President	D&B

Edna Elle View Email Social: "	Sr Principal Program Manager	President	D&B
Phillip Erwin View Email Social: "	Global Process Owner - Procurement & Inventory	President	D&B
Nick Evans View Email Social: "	Principal Service Delivery Manager	President	D&B
Mitch Feuer View Email Social: "	Senior Principal Consultant	President	D&B
Richard Finnigan View Email	Principal Application Consultant	President	D&B
James Foreman View Email Social: "	Senior Principal Consultant Cc And B; Senior Principal Consultant-cc And B	President	D&B
Jerome Freguin View Email Social: "	Principal Application Developer	President	D&B
Nick Fry View Email Social: "	Principal Writer	President	D&B
Ashish Gandotra View Email Social: "	Principal Solutions Specialist	President	D&B
Sandra Garcia View Email Social: "	Consulting Project Principal Consultant	President	D&B
John Garrett View Email Social: "	Senior Principal Program Manager	President	D&B
Sudhir Gattu View Email Social: "	Sr Principal Consultant	President	D&B
Srikant Gopalan View Email	Principal Solutions Specialist	President	D&B
Putta Gowda View Email	Senior Principal Consultant	President	D&B
Christopher Grant View Email Social: "	Senior Principal Consultant	President	D&B

Kathryn Green View Email Social: "	Principal Solutions Architect	President	D&B
Mike Greene View Email	Principal Solutions Architect	President	D&B
Thomas Griffin View Email Social: "	Senior Principal Consultant	President	D&B
Jeff Grose View Email Social: "	Senior Principal Consultant	President	D&B
Adit Gupta View Email	Principal Project Consultant	President	D&B
Sri Hari View Email	Senior Principal Consultant	President	D&B
Richard Harley View Email Social: "	Principal Project Manager	President	D&B
Christopher Hart View Email	Principal Applications Consultant	President	D&B
Mohammad Hasan View Email Social: "	Senior Principal Consultant	President	D&B
Jim Himmelreich View Email Social: "	Senior Principal Consultant	President	D&B
Leah Holton View Email	Sr Principal Consultant	President	D&B
Andrew Hopkinson View Email Social: "	Principal Solution Architect	President	D&B
Manish Hotchandani View Email Social: "	Managing Principal Consultant	President	D&B
Lena Hu View Email	IT Principal Consultant	President	D&B
Farooq Husain View Email Social: "	Enterprise Solution Architect, Senior Principal Consultant	President	D&B
Johneli Ignacio View Email Social: "	Principal Applications Consultant	President	D&B
Neeraj Jain View Email	Senior Principal Consultant	President	D&B

Syed Javed View Email	Senior Principal Product Manager, Communication Analytics	President	D&B
Social: "			
Timothy Johnson View Email	Principal Solution Consultant	President	D&B
Social: "			
Vinay Kalra View Email	Principal Solutions Architect	President	D&B
Social: "			
Pam Keene View Email	Senior Principal Service Delivery Manager	President	D&B
Ratnesh Keshari View Email	Senior Principal Consultant	President	D&B
Marley Khan View Email	Principal Project Manager	President	D&B
Stephen Kim View Email	Technical Analyst, Senior Principal Consultant	President	D&B
Suresh Krishnan	Principal Consultant Professional Services	President	D&B
Thomas Kurian	President - Product Development	President	Reuters
<p>Biography:</p> <p>Mr. Thomas Kurian is President - Product Development of the Company., since January 2015. He has been our President, Product Development since January 2015. He served as our Executive Vice President, Product Development from July 2009 until January 2015. He served as our Senior Vice President of Development from February 2001 until July 2009. Mr. Kurian worked in Oracle Server Technologies as Vice President of Development from March 1999 until February 2001. He also held various other positions with us since joining Oracle in 1996.</p> <p><i>Source: Reuters</i></p> <p>Age: 50</p> <p><i>Source: Reuters</i></p> <p>Compensation/Salary: \$800,000 Compensation Currency: USD</p> <p><i>Source: Reuters</i></p>			
Loic Le Guisquet	President, EMEA and Asia Pacific	President	D&B
Social: "			
Violet Lee View Email	Principal Program Manager	President	D&B
Hilda Lee View Email	Principal Applications Developer CRM OnDemand	President	D&B
Peter Lehman View Email	Principal User Experience Designer	President	D&B
Andrew Lewis View Email	Product Development Engineer, Principal Service Delivery Manager	President	D&B
Social: "			
Linshan Li View Email	Senior Principal Consultant	President	D&B

Social: "			
W R Bill Lichtenberger View Email	Principal Project Manager	President	D&B
John Livaudais View Email	Senior Principal Consultant	President	D&B
Maureen Longoria View Email	Senior Principal Program Manager	President	D&B
Social: "			
Bianca Lopez View Email	Principal Applications Developer	President	D&B
David Loy View Email	Senior Principal Consultant	President	D&B
Social: "			
Greg Mally View Email	Principal Solutions Architect	President	D&B
Social: "			
Kevin Manalang View Email	Senior Principal Consultant	President	D&B
Social: "			
Deepak Mani View Email	Senior Principal Architect	President	D&B
Ruth Mantle View Email	Senior Principal Program Manager	President	D&B
Gina Marcon View Email	Principal CX and CRM Solutions, Vice President, Client Services and Delivery	President	D&B
Social: "			
Andrea Marcovecchio View Email	Managing Principal Consultant	President	D&B
Don Martel View Email	Principal Program Manager	President	D&B
Terry Matsufuji	Principal Consultant Professional Services	President	D&B
Kimberly Mays View Email	Principal Program Manager	President	D&B
Social: "			
Jeff Mccrory View Email	Senior Principal Product Strategy Manager, Oracle RightNow CRM Service (SAAS)	President	D&B
Social: "			
Greg Mcgrath View Email	Principal Support Consultant	President	D&B
Social: "			
Fernando Melo View Email	Principal Solution Architect	President	D&B
Steven Mielich View Email	Principal - Oracle Cloud	President	D&B

Social: "			
Anne Miller-Ramee View Email	Senior Principal Applications Consultant	President	D&B
Amira Moharram View Email	Principal Regional Support Advocate	President	D&B
Christine Mok View Email	Principal Support Analyst	President	D&B
Stephen Morse	Principal Consultant Professional Services	President	D&B
Social: "			
Lynn Motsenbocker View Email	Principal Application Consultant	President	D&B
Social: "			
David Muramatsu View Email	Senior Principal Consultant	President	D&B
Sandesh Naik View Email	Principal Service Delivery Manager	President	D&B
James Nash View Email	Principal Business Consultant	President	D&B
Social: "			
Suresh Nayak View Email	Senior Principal Consultant	President	D&B
Sandra Ngo View Email	Principal Program Manager	President	D&B
Dustin Nguyen View Email	Senior Principal Consultant Professional Services	President	D&B
Jagpal Notre View Email	Sr Principal Consultant	President	D&B
Social: "			
Scott Oja View Email	Principal Interaction Designer	President	D&B
Margaret Oreilly View Email	Global Process Owner, Finance	President	D&B
Matthijs Otten View Email	Principal Services Consultant	President	D&B
Social: "			
Orla Palmer View Email	Principal Project Manager	President	D&B
Iris Pan View Email	IT Senior Principal Consultant, Cloud Operations	President	D&B
Cunningham Paris View Email	Senior Principal Consultant	President	D&B
Social: "			
Justin Paul View Email	Senior Principal Consultant	President	D&B
Social: "			

David Pawloski View Email	Principal Solution Architect	President	D&B
Chris Peck View Email	Senior Principal Consultant	President	D&B
Social: "			
Paul Pecorin View Email	Principal Solution Consultant	President	D&B
Ernest Peixotto View Email	Senior Principal Consultant	President	D&B
Social: "			
Viktor Perelmouter View Email	Principal Applications Developer	President	D&B
Bob Picco View Email	Principal Member Of Staff	President	D&B
Social: "			
Maria Pillero View Email	Senior Principal Consultant	President	D&B
Social: "			
Segie Pillay	Principal Consultant Professional Services	President	D&B
Mark Piller View Email	Siebel Principal Consultant	President	D&B
Social: "			
Maria Pollieri View Email	Principal Solution Consultant	President	D&B
Social: "			
John Quach View Email	Senior Principal Consultant	President	D&B
Social: "			
Rebecca A Rallis View Email	Senior Principal Consultant	President	D&B
Deepa Ramachandra View Email	Solutions Principal	President	D&B
Harish Ramamurthi View Email	Principal Applications Developer	President	D&B
Social: "			
Rajesh Ramdas View Email	Senior Principal Applications Consulta...	President	D&B
Social: "			
Nishant Rao View Email	Principal Applications Developer	President	D&B
Social: "			
John Rees View Email	Principal Architecture	President	D&B

Tommy Reynolds View Email Social: "	Principal Support Analyst	President	D&B
Jeff Ritschel View Email Social: "	Principal Solution Architect, Principal Technology Architect	President	D&B
Alexander Rockel View Email	Senior Principal Architect	President	D&B
Katherine Rosel View Email	Senior Principal Consultant	President	D&B
Brian Sacksteder View Email Social: "	Principal Application Developer	President	D&B
Manish Saha View Email Social: "	Senior Principal Consultant	President	D&B
John Schumacher View Email	Senior Principal Service Delivery Manager	President	D&B
Hiteshbhai Shah View Email	Senior Principal Applications Developer	President	D&B
Rob Sharp View Email	Senior Principal Project Manager	President	D&B
Bruno Silva View Email Social: "	Principal Solution Architect	President	D&B
Christian Simon View Email	Principal Interaction Designer	President	D&B
Jen Simsick View Email	ES-SRS Infrastructure, Principal Program Manager	President	D&B
Adrian Stan View Email Social: "	Principal Consultant GIT Applications	President	D&B
Olga Starovoytova View Email Social: "	Principal Consultant At Oracle	President	D&B
Brad Stauf View Email	Principal Solution Architect	President	D&B
John Stewart View Email Social: "	Principal Solutions Consultant, US Public Sector, Principal Member of Technical Staff	President	D&B
Jane Story View Email Social: "	Senior Principal Applications Specialist, Customer Engineering and Advocacy Lab (CEAL Team)	President	D&B
Robert Story View Email	Senior Principal Program Manager	President	D&B

Vladimir Svetov View Email Social: "	Principal Developer	President	D&B
John Sze View Email Social: "	Master Principal Consultant	President	D&B
Christie Thorsen View Email	Senior Principal Service Delivery Manager	President	D&B
Thomas Torrella View Email	Senior Principal Consultant	President	D&B
Fethiye Turgut View Email Social: "	Senior Principal Applications Consultant	President	D&B
Eric Vararadeker View Email	Principal Coos Uitant	President	D&B
Sanjaykumar Varma View Email	Senior Principal Consultant	President	D&B
Mary Vorus View Email Social: "	Principal Business Consultant	President	D&B
Tony Vultaggio View Email	Principal Applications Developer	President	D&B
Jan Wagner	President-oracle Applications Users	President	D&B
Adam Walding View Email	Data Security Senior Principal Consultant	President	D&B
Megan Walitsch View Email Social: "	Principal License Consultant	President	D&B
Floyd Walker View Email Social: "	Senior Principal Consultant	President	D&B
Caitlin Walkerlieb View Email	Principal Licensing Consultant	President	D&B
Richard Weaver View Email	Senior Principal Consultant	President	D&B
J Weis View Email	Principal Business Intelligence Analyst	President	D&B
Kim Wilmot View Email	Senior Principal Program Manager	President	D&B
Adam Wise View Email Social: "	Managing Principal Consultant	President	D&B
Katie Wong View Email Social: "	Principal Interaction Designer	President	D&B

Mark Wuenschel View Email	President and Art Director	President	D&B
Social: "			
Bill Wyza View Email	Senior Principal Program Manager	President	D&B
Social: "			
Solomon Yenumula View Email	Principal Applications Developer	President	D&B
Michael Zanchelli View Email	Principal Member Of Staff	President	D&B
Social: "			
Sujith Abraham View Email	Group Vice President, Asia Pacific Strategy & Sales Development	Division Head Executive	D&B
Social: "			
Ashish Agrawal View Email	Group Product Manager, Oracle Management Cloud	Division Head Executive	D&B
Tanya Andoe View Email	Group Sales Director	Division Head Executive	D&B
Social: "			
Syamala Aramandla View Email	Group Manager Integration Tools	Division Head Executive	D&B
Nobuo Baden View Email	Assistant Executive Director	Division Head Executive	D&B
Gaurav Bahri View Email	Regional Vice President	Division Head Executive	D&B
Elliott Ball View Email	Regional Manager	Division Head Executive	D&B
Social: "			
Dan Beal	Group Vice President	Division Head Executive	D&B
Tammy Bednar View Email	Group Manager-PM	Division Head Executive	D&B
Ryan Berg View Email	Regional Manager	Division Head Executive	D&B
Social: "			
Shankar Bharadwaj View Email	Group Manager, Product Management	Division Head Executive	D&B
William Borchert View Email	Group Vice President	Division Head Executive	D&B
Mandar Borkar View Email	Group Vice President	Division Head Executive	D&B
Social: "			
George Bornheimer View Email	Regional Vice President	Division Head Executive	D&B
Alla Brusilovsky View Email	Group Manager Bi Applications Quality Assurance	Division Head Executive	D&B

Ken Caplin View Email	Branch Manager	Division Head Executive	D&B
Social: "			
Kit Chan-Most View Email	Group Manager Ait	Division Head Executive	D&B
Ken Chen View Email	Senior Director, Java Platform Group	Division Head Executive	D&B
Social: "			
Rana Chhugani View Email	District Manager	Division Head Executive	D&B
Greg Chorebanian View Email	Branch Manager	Division Head Executive	D&B
Social: "			
Jon S Chorley	Chief Sustainability Officer; Group Vice President, Supply Chain Management Product Strategy	Division Head Executive	D&B
Avery Collard View Email	Hardware Group Vice President of Business Development / Oracle Direct	Division Head Executive	D&B
Social: "			
Jonathan Conwell View Email	Regional Vice President	Division Head Executive	D&B
Ken Currie View Email	Group Vice President, Sales Engineering At Oracle	Division Head Executive	D&B
Social: "			
Jack Davis View Email	Area Vice President	Division Head Executive	D&B
Social: "			
Desh Deepak View Email	Group Manager (Tax) - Oracle Financials	Division Head Executive	D&B
David Donatelli View Email	Cloud Business Group, Principal Sales Consultant, Executive Vice President	Division Head Executive	D&B
Social: "			
Joel Dupont View Email	Director Software Engineering, Group Manager Hcm Development	Division Head Executive	D&B
Social: "			
Barry Dyer View Email	Vice President and General Manager	Division Head Executive	D&B
Social: "			
Lyle Ekdaht View Email	JD Edwards, MANAGER, Senior Vice President and General Manager, MANAGEMENT OR DIRECTOR	Division Head Executive	D&B
Eric Eshuis View Email	Regional Director	Division Head Executive	D&B
Social: "			
Bob Evans View Email	Senior Vice President and Chief Communications Officer, Regional Director	Division Head Executive	D&B

Social: "				
Ryan Feaver View Email	Area Vice President	Division Head Executive	D&B	
Social: "				
Kevin Finnegan View Email	Regional Manager	Division Head Executive	D&B	
Social: "				
Latha Gangadharan	Group Manager, Oracle University India Employee Training	Division Head Executive	D&B	
Social: "				
Binny Garg View Email	Group Manager	Division Head Executive	D&B	
Social: "				
Johnny Gau View Email	Group Manager	Division Head Executive	D&B	
Social: "				
Marilyn Good View Email	Marketing Manager, Intel Division	Division Head Executive	D&B	
Tejaswi Gupta View Email	Group Manager Adit	Division Head Executive	D&B	
Social: "				
James Harper View Email	Branch Manager	Division Head Executive	D&B	
Emily He View Email	HCM Cloud Business Group, Marketing, Senior Vice President, Human Capital Management	Division Head Executive	D&B	
Lee Hills View Email	Regional Vice President	Division Head Executive	D&B	
Stephen Hingey View Email	Regional Director, Director Service Deloveru Manahement	Division Head Executive	D&B	
Social: "				
Mike Hogan View Email	Group Vice President Sales and Bus Development (saas)	Division Head Executive	D&B	
Social: "				
Jeannette Hung View Email	Engineering Director, Java Platform Group	Division Head Executive	D&B	
Nagaraj Hunur View Email	Group Manager, HCM Fusion Development	Division Head Executive	D&B	
Social: "				
Laura Ipsen	Senior Vice President and General Manager, Oracle Marketing Cloud	Division Head Executive	D&B	
Social: "				
Linda Jackman View Email	Oracle Utilities, Group Vice President, Vice President of Product Management, Industry Strataegy	Division Head Executive	D&B	

Clara Jaeckel View Email	Group Manager Atg Documentation	Division Head Executive	D&B
Usha Jagarlamudi View Email	Oracle Sales Cloud Development, Group Manager, Manager Crm Development	Division Head Executive	D&B
Social: "			
Ken Jarrett View Email	Regional Vice President	Division Head Executive	D&B
Social: "			
Shankar Jayaganapathy View Email	Director Solutions & Business Development Partner Solutions Group Technology Business Unit	Division Head Executive	D&B
Girish Jha View Email	Group Manager	Division Head Executive	D&B
Social: "			
Martin Johnson View Email	Group Manager, Program Management, Enterprise Manager Product Suite	Division Head Executive	D&B
Social: "			
Robert Kinsella View Email	Area Manager	Division Head Executive	D&B
Social: "			
Rajan Krishnan	Group Vice President, Oracle Product Development	Division Head Executive	D&B
Bill Lall View Email	Director, Senior Director North America Project Management Office / Quality Management Group	Division Head Executive	D&B
Social: "			
Jim Larsen View Email	Division Planning Manager	Division Head Executive	D&B
Peggy Larson View Email	Group Manager Documentation	Division Head Executive	D&B
Richard Lefebvre View Email	District Manager	Division Head Executive	D&B
Jim Losole View Email	Regional Manager	Division Head Executive	D&B
Social: "			
Michael Lozano View Email	Regional Manager	Division Head Executive	D&B
Amit Manglik View Email	GROUP Manager	Division Head Executive	D&B
Richard Mason View Email	Senior Vice President & General Manager, MySQL GBU	Division Head Executive	D&B
Social: "			
Sajan Mathai View Email	Group Manager	Division Head Executive	D&B
Social: "			
Kenneth Mcanall View Email	Group Sales Director	Division Head Executive	D&B

Mark Mcguire View Email	Regional Vice President	Division Head Executive	D&B
Social: "			
Jason Mckee View Email	Regional Manager	Division Head Executive	D&B
Mike Mcmillan View Email	Manager Sales, Area Vice President	Division Head Executive	D&B
Social: "			
Barbara Mercurio View Email	Group Manager Fusion Costing and Process Manufacturing Quality Assurance	Division Head Executive	D&B
Social: "			
Steve Miranda View Email	Executive Vice President, Microelectronics Group	Division Head Executive	D&B
Social: "			
Nikhil Mishra View Email	Group Manager Oracle Projects Development	Division Head Executive	D&B
Michael Mullins View Email	District Manager	Division Head Executive	D&B
Michael Neeser View Email	Group Vice President of Sales	Division Head Executive	D&B
Social: "			
Brian Oden View Email	Group Manager Documentation	Division Head Executive	D&B
Erica Opdahl View Email	Regional Manager	Division Head Executive	D&B
Prabhu Pantula View Email	Group Manager - Organization & Talent Development	Division Head Executive	D&B
Udayan Parvate View Email	Group Manager Operations, Group Manageroperations	Division Head Executive	D&B
Social: "			
Aditi Pathak View Email	Group Manager - Human Resources	Division Head Executive	D&B
Social: "			
Jill Puleri View Email	Senior Vice President-General Manager Retail & Hospital	Division Head Executive	D&B
Social: "			
Steve Purcell View Email	Regional Manager	Division Head Executive	D&B
Michael Quinn View Email	Group Sales Director - Northeast Technology	Division Head Executive	D&B
Social: "			
Sundera Rajan View Email	Group Manager	Division Head Executive	D&B
Nishit Rao View Email	Group Product Manager	Division Head Executive	D&B
Pallavi Rao View Email	Group Manager, Quality Assurance	Division Head Executive	D&B

Social: "			
Bill Rockett View Email	Oracle Global Risk Director - National Security Group	Division Head Executive	D&B
Doug Roseborough View Email	Group Vice President Operations	Division Head Executive	D&B
Social: "			
Steve Rosenberg	Senior Vice President and General Manager, Oracle Health Sciences	Division Head Executive	D&B
Kevin Rutan View Email	Regional Manager	Division Head Executive	D&B
Maloy Sarkhel View Email	Group Manager Product Lifecycle; Group Manager Product Lifecycle Management Development	Division Head Executive	D&B
Social: "			
Simran Sawhney View Email	Group Manager Financial Applications Development	Division Head Executive	D&B
Social: "			
Pat Serrano View Email	Executive Assistant to Vice President Business Analytics Product Group	Division Head Executive	D&B
Social: "			
Steve Sheldon View Email	Group Manager Development, Development Group Manager	Division Head Executive	D&B
Social: "			
Shay Shmeltzer View Email	Oracle Cloud Development Tools, Group Manager, Director, Product Management	Division Head Executive	D&B
Social: "			
Alison Sibree View Email	Vice President, Human Resources, Asia Pacific Division	Division Head Executive	D&B
Social: "			
Mike Sicilia	Senior Vice President and General Manager, Construction and Engineering	Division Head Executive	D&B
Sean Sim	District Manager	Division Head Executive	D&B
Social: "			
Derek Simmons	Group Manager Information Technology	Division Head Executive	D&B
Social: "			
Nishant Singhai View Email	Group Manager	Division Head Executive	D&B
Social: "			
Ravi Sinha View Email	Group Manager HCM Development	Division Head Executive	D&B
Rodger Smith View Email	Senior Vice President And General Manager	Division Head Executive	D&B
Social: "			

Gregory Smith View Email	District Manager, Director, Application Sales Manager, Hardware Development	Division Head Executive	D&B
Social: "			
Manu Srivastava View Email	General Manager - Sales	Division Head Executive	D&B
Social: "			
John St Germain View Email	Regional Director	Division Head Executive	D&B
Social: "			
Terry Stempel View Email	Regional Vice President	Division Head Executive	D&B
Social: "			
Mike Stievater View Email	Group Vice President Public Sector Sales	Division Head Executive	D&B
Social: "			
Eric Stockton View Email	Regional Manager	Division Head Executive	D&B
Social: "			
Hardik Tank View Email	Group Manager, Product Development	Division Head Executive	D&B
Social: "			
Ron Thomas View Email	Regional Manager	Division Head Executive	D&B
David Vap	Group Vice President, Oracle Applications Development	Division Head Executive	D&B
Harish Venkat	Group Vice President, Business Development, Hardware	Division Head Executive	D&B
Social: "			
Sharath Vishwanath View Email	Group Manager	Division Head Executive	D&B
Social: "			
Sean Welch View Email	Group Sales Director, Group Sales Director - HCM	Division Head Executive	D&B
Social: "			
Vivian Wong	Group Vice President, Higher Education Development	Division Head Executive	D&B
Social: "			
Samuel Wong View Email	Group Manager	Division Head Executive	D&B
Social: "			
Amy Yang View Email	Senior Member Of Technical Staff, GROUP Manager	Division Head Executive	D&B
Social: "			

George Yen View Email Social: "	Regional Vice President, Middleware Sales Manager	Division Head Executive	D&B
Martin Zabielski View Email Social: "	Regional Vice President	Division Head Executive	D&B
John Andrzejek View Email	Managing Director	Managing Director	D&B
Hans Hamran View Email	Managing Director	Managing Director	D&B
Shailender Kumar Social: "	Vice President and Regional Managing Director, India	Managing Director	D&B
Roger Li Social: "	Senior Vice President and Managing Director, China	Managing Director	D&B
Susan Poser View Email	Managing Director	Managing Director	D&B
Martin Robertiello View Email Social: "	Managing Director Cloud Services, Managing Director Customer Management	Managing Director	D&B
Natasak Rodjanapiches View Email Social: "	Regional Managing Director	Managing Director	D&B
Karen Yip View Email	Vice President and Regional Managing Director, Vice President Applications Specialist Team Asia Pacific, Hong Kong and Taiwan	Managing Director	D&B
Judson Althoff Social: "	Senior Vice President, Director	Senior Management (General)	D&B
Dorian E. Daley View Email Biography: Ms. Dorian E. Daley is an Executive Vice President, General Counsel and Secretary of the Company., since April 2015. She has been our Executive Vice President, General Counsel and Secretary since April 2015 and was our Senior Vice President, General Counsel and Secretary from October 2007 to April 2015. She served as our Vice President, Legal, Associate General Counsel and Assistant Secretary from June 2004 to October 2007, as Associate General Counsel and Assistant Secretary from October 2001 to June 2004 and as Associate General Counsel from February 2001 to October 2001. She held various other positions with us since joining Oracle's Legal Department in 1992. <i>Source: Reuters</i> Age: 58 <i>Source: Reuters</i> Social: "	Executive Vice President, General Counsel, Secretary	Senior Management (General)	Reuters
Lawrence J. Ellison Biography: Mr. Lawrence J. Ellison is an Executive Chairman of the Board, Founder, Chief Technology Officer of Oracle Corporation. He has served as our CEO from June 1977, when he founded Oracle, until September 2014. He previously served as our Chairman of the Board from May 1995 to January 2004. Mr. Ellison is Oracle's founder and	Executive Chairman of the Board, Founder, Chief Technology Officer	Senior Management (General)	Reuters

served as our CEO since we commenced operations in June 1977 through September 2014. He is widely regarded as a technology visionary and one of the world's most successful business executives. Mr. Ellison's familiarity with and knowledge of our technologies and product offerings are unmatched. He continues to lead and oversee our product engineering, technology development and strategy. For almost 40 years he has successfully steered Oracle in new strategic directions in order to adapt to and stay ahead of our competition and changing industry trends. Mr. Ellison is our largest stockholder, owning approximately 28% of the outstanding shares of our common stock, directly aligning his interests with those of all of our stockholders.

Source: Reuters

Age: 73

Source: Reuters

Compensation/Salary: \$1

Compensation Currency: USD

Source: Reuters

Saurabh Sharda View Email	Director, Global Controller Operations	Operations Executive	D&B
Charles Karren View Email	Director Oil and Gas Strategy and Marketing, Director	Finance Executive	D&B
Scott Seebauer View Email	Director Product Management Contact Center, Senior Director, Director, Product Strategy -service Cloud	Finance Executive	D&B
Parag Tipnis View Email	Director, Director Tax Employee Assignments	Finance Executive	D&B
Amanda Gill View Email	Consulting, Development and F and A, Director Recruiting, Director	Human Resources Executive	D&B
Social: "			
Scott Albrecht View Email	Director Oem and Isv Sales Consulting North America Alliances and Channels, Director	Sales Executive	D&B
Social: "			
Margaret Coyle View Email	Corporate Deve, Vice President, Director, Corporate Development	Sales Executive	D&B
Social: "			
Patrick Cyril View Email	Sr.Director - Technical Sales and Consulting, Director	Sales Executive	D&B
Social: "			
Christine Ingold View Email	Director of Channels and Alliances, Director	Sales Executive	D&B
Social: "			
Kathleen Mccarthy View Email	Director, Director Sales Consulting	Sales Executive	D&B
Social: "			
Roxana Bradescu View Email	Director, Senior Product Director	Marketing Executive	D&B
Paul Dominic View Email	Senior Director - Product Management, Value Chain Planning	Marketing Executive	D&B
Social: "			
Amit Kumar View Email	Senior Product Manager, Director	Marketing Executive	D&B

Dennis Macneil View Email	Director, Product Director for Java Electrical Engineering Application Servers	Marketing Executive	D&B
Dan Miller View Email	Director, Retail Product Management	Marketing Executive	D&B
Social: "			
Shonda Patton View Email	Director, Director of Partner Marketing, Marketing Director	Marketing Executive	D&B
Greg Day View Email	Principal Database Solution Specialist, Director Database Infrastructure, Director	Engineering/Technical Executive	D&B
Social: "			
Hung Ho View Email	Principal Member of Technical Staff, Director	Engineering/Technical Executive	D&B
Don Martin View Email	Director, Senior Software Development Manager	Engineering/Technical Executive	D&B
Shrikant Nene View Email	Director, Senior Development Manager	Engineering/Technical Executive	D&B
Social: "			
Vijay Pandya View Email	Senior Manager Hcm Development, Director	Engineering/Technical Executive	D&B
Social: "			

Data Noted as Source: D&B , © 2018 Dun & Bradstreet, Inc. All rights reserved.
Data Noted as Source: Reuters , © 1983-2018 Reuters Research Inc. All Rights Reserved.

Published by Dun & Bradstreet, Inc., Feb, 2018

Corporate Family

Corporate Structure News:

Oracle Corporation

Oracle Corporation

Total Corporate Family Members: 696

Company Name	Company Type	Location	Country	Industry	Sales (mil)	Employees	Source
Oracle Corporation	Parent	Redwood City, CA	United States	Software	37,728.0	138,000	D&B
Oracle Systems Corporation	Subsidiary	Redwood City, CA	United States	Software	4,011.3	56,134	D&B
Oracle India Private Limited	Subsidiary	Gurgaon, Haryana	India	Computer Programming	77,851.0	25,473	D&B
Oracle India Private Limited	Branch	Bengaluru, Karnataka	India	Professional and Management Training		1,100	D&B
Oracle India Private Limited	Branch	New Delhi, Delhi	India	Professional and Management Training	1.4		D&B
Oracle India Private Limited	Branch	Mumbai, Maharashtra	India	Professional and Management Training			D&B
Oracle India Private Limited	Branch	Hyderabad, Telangana	India	Professional and Management Training			D&B
Oracle India Private Limited	Branch	Chennai, Tamil Nadu	India	Professional and Management Training			D&B
Oracle India Private Limited	Branch	Bengaluru, Karnataka	India	Miscellaneous Professional Services			D&B
Oracle India Private Limited	Branch	Kolkata, West Bengal	India	Professional and Management Training			D&B
Oracle India Private Limited	Branch	Chennai, Tamil Nadu	India	Professional and Management Training			D&B
Oracle India Private Limited	Branch	Noida, Uttar Pradesh	India	Data Processing			D&B
Oracle India Private Limited	Branch	New Delhi, Delhi	India	Professional and Management Training			D&B
Oracle India Private Limited	Branch	Ghaziabad, Uttar Pradesh	India	Professional and Management Training			D&B
Oracle India Private Limited	Branch	Faridabad, Haryana	India	Professional and Management Training			D&B
Oracle India Private Limited	Branch	Noida, Uttar Pradesh	India	Professional and Management Training			D&B
Oracle India Private Limited	Branch	Kolkata, West Bengal	India	Professional and Management Training			D&B
Oracle India Private Limited	Branch	Kolkata, West Bengal	India	Computer Programming			D&B
Oracle India Private Limited	Branch	Gurgaon, Haryana	India	Professional and Management Training			D&B
Oracle India Private Limited	Branch	Bengaluru, Karnataka	India	Professional and Management Training			D&B
Oracle India Private Limited	Branch	Mumbai, Maharashtra	India	Professional and Management Training			D&B
Oracle India Private Limited	Branch	Bengaluru, Karnataka	India	Professional and Management Training			D&B

Karnataka				Management Training			
Oracle India Private Limited	Branch	Hyderabad, Telangana	India	Professional and Management Training			D&B
Oracle India Private Limited	Branch	Gurgaon, Haryana	India	Professional and Management Training			D&B
Oracle India Private Limited	Branch	Bengaluru, Karnataka	India	Data Processing			D&B
Oracle India Private Limited	Branch	Bengaluru, Karnataka	India	Professional and Management Training			D&B
Oracle India Private Limited	Branch	Hyderabad, Telangana	India	Communications Equipment Manufacturing			D&B
Oracle India Private Limited	Branch	Hyderabad, Telangana	India	Professional and Management Training			D&B
Oracle India Private Limited	Branch	Bengaluru, Karnataka	India	Professional and Management Training			D&B
Oracle India Private Limited	Branch	Bengaluru, Karnataka	India	Professional and Management Training			D&B
Oracle India Private Limited	Branch	Bengaluru, Karnataka	India	Professional and Management Training			D&B
Oracle India Private Limited	Branch	Bengaluru, Karnataka	India	Professional and Management Training			D&B
Oracle India Private Limited	Branch	Hyderabad, Telangana	India	Professional and Management Training			D&B
Oracle India Private Limited	Branch	Bengaluru, Karnataka	India	Professional and Management Training			D&B
Oracle India Private Limited	Branch	Hyderabad, Telangana	India	Professional and Management Training			D&B
Oracle India Private Limited	Branch	Bengaluru, Karnataka	India	Professional and Management Training			D&B
Oracle India Private Limited	Branch	Bengaluru, Karnataka	India	Software			D&B
Oracle India Private Limited	Branch	Noida, Uttar Pradesh	India	Professional and Management Training			D&B
Oracle India Private Limited	Branch	Bengaluru, Karnataka	India	Professional and Management Training			D&B
Oracle India Private Limited	Branch	Mumbai, Maharashtra	India	Professional and Management Training			D&B
Oracle India Private Limited	Branch	Hyderabad, Telangana	India	Computer Programming			D&B
Oracle India Private Limited	Branch	Kolkata, West Bengal	India	Computer Programming			D&B
Oracle India Private Limited	Branch	Bengaluru, Karnataka	India	Professional and Management Training			D&B
Oracle India Private Limited	Branch	New Delhi, Delhi	India	Computer Programming			D&B
Oracle India Private Limited	Branch	Navi Mumbai, Maharashtra	India	Professional and Management Training			D&B
Oracle India Private Limited	Branch	Bengaluru, Karnataka	India	Professional and Management Training			D&B

Oracle India Private Limited	Branch	Gurgaon, Haryana	India	Professional and Management Training			D&B
Oracle India Private Limited	Branch	Bengaluru, Karnataka	India	Computer Programming			D&B
Oracle India Private Limited	Branch	Bengaluru, Karnataka	India	Professional and Management Training			D&B
Oracle India Private Limited	Branch	Bengaluru, Karnataka	India	Computer Programming			D&B
Oracle India Private Limited	Branch	Bengaluru, Karnataka	India	Professional and Management Training			D&B
Oracle India Private Limited	Branch	Bengaluru, Karnataka	India	Professional and Management Training			D&B
Oracle India Private Limited	Branch	Mumbai, Maharashtra	India	Computer Programming			D&B
Oracle India Private Limited	Branch	Bengaluru, Karnataka	India	Professional and Management Training			D&B
Oracle India Private Limited	Branch	Bengaluru, Karnataka	India	Professional and Management Training			D&B
Oracle India Private Limited	Branch	Hyderabad, Telangana	India	Communications Equipment Manufacturing			D&B
Oracle India Private Limited	Branch	Chennai, Tamil Nadu	India	Professional and Management Training			D&B
Oracle India Private Limited	Branch	Hyderabad, Telangana	India	Professional and Management Training			D&B
Oracle India Private Limited	Branch	Hyderabad, Telangana	India	Professional and Management Training			D&B
Oracle India Private Limited	Branch	Bengaluru, Karnataka	India	Computer Programming			D&B
Oracle India Private Limited	Branch	New Delhi, Delhi	India	Computer System Design Services			D&B
Oracle India Private Limited	Branch	Bengaluru, Karnataka	India	Nonclassifiable Establishments			D&B
Oracle India Private Limited	Branch	India 110019, Delhi	India	Professional and Management Training			D&B
Oracle India Private Limited	Branch	Bengaluru, Karnataka	India	Professional and Management Training			D&B
Oracle India Private Limited	Branch	Bengaluru, Karnataka	India	Nonclassifiable Establishments			D&B
Oracle India Private Limited	Branch	Bengaluru, Karnataka	India	Professional and Management Training			D&B
Oracle India Private Limited	Branch	Bengaluru, Karnataka	India	Professional and Management Training			D&B
Oracle India Private Limited	Branch	Hyderabad, Telangana	India	Professional and Management Training			D&B
Oracle India Private Limited	Branch	New Delhi, Delhi	India	Professional and Management Training			D&B
Oracle India Private Limited	Branch	Bengaluru, Karnataka	India	Professional and Management Training			D&B
Oracle India Private Limited	Branch	Karnataka, Karnataka	India	Nonclassifiable Establishments			D&B
Oracle India Private Limited	Branch	Mumbai,	India	Professional and			D&B

Maharashtra				Management Training			
Oracle India Private Limited	Branch	Bengaluru, Karnataka	India	Professional and Management Training			D&B
Oracle India Private Limited	Branch	Chennai, Tamil Nadu	India	Professional and Management Training			D&B
Oracle India Private Limited	Branch	Bengaluru, Karnataka	India	Professional and Management Training			D&B
Oracle India Private Limited	Branch	Hyderabad, Telangana	India	Professional and Management Training			D&B
Oracle India Private Limited	Branch	Bengaluru, Karnataka	India	Nonclassifiable Establishments			D&B
Oracle Do Brasil Sistemas Ltda	Subsidiary	Sao Paulo, Sao Paulo	Brazil	Computer Programming	2,267.2	1,520	D&B
Oracle Do Brasil Sistemas Ltda	Branch	Rio De Janeiro, Rio De Janeiro	Brazil	Computer System Design Services			D&B
Oracle Do Brasil Sistemas Ltda	Branch	Porto Alegre, Rio Grande Do Sul	Brazil	Computer System Design Services			D&B
Oracle Do Brasil Sistemas Ltda	Branch	Belo Horizonte, Minas Gerais	Brazil	Computer System Design Services			D&B
Oracle Do Brasil Sistemas Ltda	Branch	Sao Paulo, Sao Paulo	Brazil	Computer, Office Equipment and Software Merchant Wholesalers			D&B
Oracle Do Brasil Sistemas Ltda	Branch	Sao Paulo, Sao Paulo	Brazil	Computer, Office Equipment and Software Merchant Wholesalers			D&B
Oracle Do Brasil Sistemas Ltda	Branch	Brasilia, Distrito Federal	Brazil	Computer System Design Services			D&B
Oracle Systems Corporation	Branch	Atlanta, GA	United States	Software		1,200	D&B
Oracle Systems Corporation	Branch	Reston, VA	United States	Software		800	D&B
Oracle Argentina S.A.	Subsidiary	Ciudad De Buenos Aires	Argentina	Computer System Design Services	608.4	747	D&B
Oracle Systems Corporation	Branch	Colorado Springs, CO	United States	Computer System Design Services		668	D&B
Sistemas Oracle De Chile S.A.	Subsidiary	Santiago, Santiago	Chile	Electronics and Appliances Stores	35.0	650	D&B
Centro De Capacitacion Oracle Limitada	Subsidiary	Santiago, Santiago	Chile	Miscellaneous Educational Services	0.2		D&B
Oracle Technology Company Unlimited Company	Subsidiary	Dublin, Co Dublin	Ireland	Computer and Peripheral Equipment Manufacturing	1,837.8	500	D&B
Siebel Systems Ireland Holdings Limited	Holding	Dublin, Co Dublin	Ireland	Miscellaneous Professional Services	112.1	1,307	D&B
Siebel Systems Emea Unlimited Company	Subsidiary	Galway, Co Galway	Ireland	Computer System Design Services	11.3	164	D&B
Siebel Systems Emea Unlimited Company	Branch	Dublin, Co Dublin	Ireland	Computer System Design Services			D&B
Eontec Limited	Subsidiary	Dublin, Co Dublin	Ireland	Computer Programming	11.5	91	D&B
Opower-UK	Subsidiary	Bristol	United Kingdom	Holding Companies		8	D&B
Oracle Emea Holdings Limited	Holding	Dublin, Co Dublin	Ireland	Securities	0.7	4	D&B
Oracle Nederland B.V.	Subsidiary	Utrecht, Utrecht	Netherlands	Computer, Office Equipment and Software Merchant	290.4	1,415	D&B

					Wholesalers			
Oracle Gmbh	Subsidiary	Neuhausen Am Rheinfall, Schaffhausen	Switzerland	Electronics Wholesale		84,233		D&B
Oracle East Central Europe Limited	Subsidiary	Dublin, Co Dublin	Ireland	Computer Programming	167.5	64		D&B
Oracle East Central Europe Limited - Bulgaria Branch Kcht	Subsidiary	Sofia	Bulgaria	Computer System Design Services	29.4	23		D&B
"Oracle Bh" D.O.O .Sarajevo	Subsidiary	Sarajevo	Bosnia and Herzegovina	Computer System Design Services	12.3	14		D&B
Oracle East Central Europe Limited Filialas	Branch	Vilnius	Lithuania	Computer Programming		5		D&B
Oracle East Central Europe Limited Filiale Latvija Akf	Subsidiary	Riga	Latvia	Computer Programming	6.9	4		D&B
Oracle Deutschland B.V. & Co. Kg	Subsidiary	München, Bayern	Germany	Computer Programming	459.2	2,498		D&B
Micros Retail Deutschland Gmbh	Subsidiary	Berlin, Berlin	Germany	Administrative Services	28.4	256		D&B
Micros Retail Deutschland Gmbh	Branch	Hamburg, Hamburg	Germany	Miscellaneous Professional Services				D&B
Peoplesoft Unterstützungskasse Gmbh	Subsidiary	München, Bayern	Germany	Associations and Organizations	0.1	2		D&B
Oracle Deutschland B.V. & Co. Kg	Holding	Neuss, Nordrhein-Westfalen	Germany	Computer Programming				D&B
Oracle Deutschland B.V. & Co. Kg	Branch	Düsseldorf, Nordrhein-Westfalen	Germany	Computer, Office Equipment and Software Merchant Wholesalers				D&B
Oracle Deutschland B.V. & Co. Kg	Branch	Karlsruhe, Baden-Württemberg	Germany	Computer Programming				D&B
Oracle Deutschland B.V. & Co. Kg	Branch	Stuttgart, Baden-Württemberg	Germany	Data Processing				D&B
Oracle Deutschland B.V. & Co. Kg	Branch	Hannover, Niedersachsen	Germany	Computer, Office Equipment and Software Merchant Wholesalers				D&B
Oracle Deutschland B.V. & Co. Kg	Branch	Hamburg, Hamburg	Germany	Computer, Office Equipment and Software Merchant Wholesalers				D&B
Oracle Deutschland B.V. & Co. Kg	Branch	Berlin, Berlin	Germany	Computer, Office Equipment and Software Merchant Wholesalers				D&B
Oracle Deutschland B.V. & Co. Kg	Branch	Dreieich, Hessen	Germany	Computer, Office Equipment and Software Merchant Wholesalers				D&B
Oracle Deutschland B.V. & Co. Kg	Branch	Nürnberg, Bayern	Germany	Computer, Office Equipment and Software Merchant Wholesalers				D&B
Oracle Deutschland B.V. & Co. Kg	Branch	Potsdam, Brandenburg	Germany	Computer, Office Equipment and Software Merchant Wholesalers				D&B
Oracle Deutschland B.V. & Co. Kg	Branch	München, Bayern	Germany	Computer Programming				D&B

Oracle Deutschland Gmbh	Branch	Lysaker, Akershus	Norway	Miscellaneous Professional Services			D&B
Oracle Deutschland B.V. & Co. Kg	Branch	Berlin, Berlin	Germany	Computer Programming			D&B
Oracle Deutschland B.V. & Co. Kg	Branch	Berlin, Berlin	Germany	Software			D&B
Oracle Deutschland B.V. & Co. Kg	Branch	München, Bayern	Germany	Software			D&B
Oracle Deutschland B.V. & Co. Kg	Branch	Weinstadt, Baden-Württemberg	Germany	Computer Programming			D&B
Oracle Deutschland B.V. & Co. Kg	Branch	Hamburg, Hamburg	Germany	Software			D&B
Oracle Deutschland B.V. & Co. Kg	Branch	Walldorf, Baden-Württemberg	Germany	Computer Programming			D&B
Oracle France	Subsidiary	Colombes, Hauts De Seine	France	Publishing	1,006.1	1,882	D&B
Oracle France	Branch	Montbonnot Saint Martin, Isere	France	Publishing		100	D&B
Oracle France	Branch	Lyon, Rhone	France	Publishing		50	D&B
Oracle France	Branch	Mulhouse, Haut Rhin	France	Publishing		50	D&B
Oracle France	Branch	Lille, Nord	France	Publishing		20	D&B
Oracle France	Branch	Velizy Villacoublay, Yvelines	France	Publishing		20	D&B
Oracle France	Branch	Aix En Provence, Bouches Du Rhone	France	Publishing		20	D&B
Oracle France	Branch	Labege, Haute Garonne	France	Publishing		20	D&B
Oracle France	Branch	Aix En Provence, Bouches Du Rhone	France	Publishing		20	D&B
Oracle France	Branch	Annecy, Haute Savoie	France	Publishing		20	D&B
Oracle France	Branch	Strasbourg, Bas Rhin	France	Publishing		10	D&B
Oracle France	Branch	Sotteville Les Rouen, Seine Maritime	France	Publishing		3	D&B
Oracle France	Branch	Rennes, Ille Et Vilaine	France	Publishing		3	D&B
Oracle France	Branch	Issy Les Moulineaux, Hauts De Seine	France	Publishing		1	D&B
Oracle France	Branch	Bulandet, Sogn Og Fjordane	Norway	Computer Programming			D&B
Oracle France	Branch	Biot, Alpes Maritimes	France	Publishing			D&B
Oracle Italia Srl	Subsidiary	Cinisello Balsamo, Milano	Italy	Software	228.6	1,153	D&B
Oracle Italia Srl	Branch	Torino, Torino	Italy	Software			D&B
Oracle Italia Srl	Branch	Bologna, Bologna	Italy	Software			D&B
Oracle Italia Srl	Branch	Padova, Padova	Italy	Software			D&B
Oracle Italia - S.R.L.	Branch	Bulandet, Sogn Og Fjordane	Norway	Computer Programming			D&B
Oracle Italia Srl	Branch	Roma, Roma	Italy	Software			D&B
Oracle Software	Subsidiary	Baden-Dättwil,	Switzerland	Data Processing	690.0	400	D&B

(Schweiz) Gmbh		Aargau						
Oracle Software (Schweiz) Gmbh	Branch	Meyrin, Genève	Switzerland	Data Processing		50		D&B
Oracle Software (Schweiz) Gmbh	Branch	Manno, Tessin	Switzerland	Electronics Wholesale				D&B
Oracle Software (Schweiz) Gmbh	Branch	Bulandet, Sogn Og Fjordane	Norway	Computer Programming				D&B
Orakl Nederland B.V., Predstavitelstvo	Subsidiary	Moscow	Russian Federation	Advertising Services	42.3	375		D&B
Oracle Hungary Számítástechnikai, Kereskedelmi Es Szolgáltató Korlátolt Felelősségű Társas	Subsidiary	Budapest, Budapest	Hungary	Industrial Machinery Repair and Maintenance	21,528.8	366		D&B
Oracle Belgium Bvba	Subsidiary	Vilvoorde, Vlaams Brabant	Belgium	Electronics and Appliances Stores	84.4	353		D&B
Oracle Belgia	Branch	Lysaker, Akershus	Norway	Computer Programming				D&B
Oracle Danmark Aps	Subsidiary	Ballerup, Hovedstaden	Denmark	Computer, Office Equipment and Software Merchant Wholesalers	389.7	350		D&B
Oracle Danmark Aps	Branch	Bulandet, Sogn Og Fjordane	Norway	Computer Programming				D&B
Oracle Finland Oy	Subsidiary	Espoo, Uusimaa	Finland	Computer Programming	45.8	234		D&B
Oracle Finland Oy	Branch	Kuopio, Pohjois-Savo	Finland	Computer Programming		10		D&B
Oracle Finland Oy	Branch	Tampere, Pirkanmaa	Finland	Computer Programming		10		D&B
Oracle Finland Oy	Branch	Helsinki, Uusimaa	Finland	Computer, Office Equipment and Software Merchant Wholesalers		1		D&B
Oracle Finland Oy	Branch	Turku, Varsinais-Suomi	Finland	Computer System Design Services				D&B
Oracle Finland Oy	Branch	Bulandet, Sogn Og Fjordane	Norway	Employment Services				D&B
Oracle Norge As	Subsidiary	Lysaker, Akershus	Norway	Computer Programming	340.8	201		D&B
Oracle Norge As	Branch	Trondheim, Sør-Trøndelag	Norway	Publishing		40		D&B
Oracle Norge As	Branch	Oslo, Oslo	Norway	Computer Programming		17		D&B
Oracle Polska Sp Z O O	Subsidiary	Warszawa, Mazowieckie	Poland	Software	600.4	200		D&B
Oracle Polska Sp. Z O.O.	Branch	Bulandet, Sogn Og Fjordane	Norway	Computer Programming				D&B
Oracle Svenska Ab	Subsidiary	Solna, Stockholm	Sweden	Computer Programming	1,023.0	200		D&B
Oracle Svenska Ab	Branch	Stockholm, Stockholm	Sweden	Computer Programming		50		D&B
Oracle Svenska Ab	Branch	Göteborg, Västra Götaland	Sweden	Computer Programming		20		D&B
Oracle Svenska Ab	Branch	Karlstad, Värmland	Sweden	Computer Programming		10		D&B
Oracle Svenska Ab	Branch	Värnamo, Jönköping	Sweden	Publishing		1		D&B
Micros-Fidelio Sweden Ab	Subsidiary	Solna, Stockholm	Sweden	Computer Programming	0.6			D&B
Oracle Svenska Ab	Branch	Lysaker, Akershus	Norway	Architecture and Engineering				D&B
Oracle Slovensko Spol. S R.O.	Subsidiary	Bratislava-Petrzalka	Slovakia	Computer Programming	34.9	104		D&B

Oracle Slovensko Spol S.R.O.	Branch	Lysaker, Akershus	Norway	Employment Services				D&B
Oracle Hrvatska D.O.O.	Subsidiary	Zagreb	Croatia	Computer Programming	117.8	48		D&B
Oracle Luxembourg Sarl	Subsidiary	Luxembourg	Luxembourg	Computer, Office Equipment and Software Merchant Wholesalers	9.1	43		D&B
Oracle Austria Holding Gmbh	Subsidiary	Wien, Wien	Austria	Holding Companies	9.3	52		D&B
Oracle Austria Gmbh	Subsidiary	Wien, Wien	Austria	Computer Programming	57.2	334		D&B
Oracle Austria Gmbh	Branch	Wien, Wien	Austria	Nonclassifiable Establishments				D&B
Oracle Austria Holding Gmbh	Branch	Graz, Steiermark	Austria	Computer, Office Equipment and Software Merchant Wholesalers				D&B
Oracle East Central Europe Services B.V.	Subsidiary	Utrecht, Utrecht	Netherlands	Consulting Services	3.0	36		D&B
Oracle Romania Srl	Subsidiary	Bucuresti	Romania	Computer Programming	908.6	4,007		D&B
Oracle Romania Srl	Branch	Bulandet, Sogn Og Fjordane	Norway	Computer Programming				D&B
Oracle Romania Srl	Branch	Bucuresti	Romania	Nonclassifiable Establishments				D&B
Oracle Srbija & Crna Gora Doo Beograd	Subsidiary	Beograd (Novi Beograd)	Serbia	Computer Programming	1,744.9	22		D&B
Oracle Systems Limited	Subsidiary	Nicosia	Cyprus	Computer, Office Equipment and Software Merchant Wholesalers	37,413.2	2		D&B
Oracle Bilgi Sistemleri Sanayi Ve Ticaret Ltd Sti	Subsidiary	Istanbul (Europe)	Turkey	Miscellaneous Manufacturing	4.2			D&B
Oracle Bilgisayar Sistemleri Limited Sirketi	Subsidiary	Istanbul (Europe)	Turkey	Computer, Office Equipment and Software Merchant Wholesalers	1.2			D&B
Oracle Deutschland Verwaltung B.V.	Subsidiary	Utrecht, Utrecht	Netherlands	Pensions and Funds	0.2			D&B
Oracle Nederland Bv	Branch	Bulandet, Sogn Og Fjordane	Norway	Computer Programming				D&B
Oracle Iberica Srl	Subsidiary	Las Rozas De Madrid, Madrid	Spain	Software	191.1	1,411		D&B
Oracle Iberica Srl	Branch	Barcelona, Barcelona	Spain	Software				D&B
Oracle Iberica Srl	Branch	Valencia, Valencia	Spain	Software				D&B
Oracle Iberica Srl	Branch	A Coruna, La Coruña	Spain	Software				D&B
Oracle Iberica Srl	Branch	Malaga, Malaga	Spain	Software				D&B
Oracle Iberica Srl	Branch	Zamudio, Vizcaya	Spain	Software				D&B
Oracle Iberica Srl	Branch	Sevilla, Sevilla	Spain	Software				D&B
Oracle Iberica Srl	Branch	Pozuelo De Alarcon, Madrid	Spain	Software				D&B
Oracle Emea Limited	Subsidiary	Dublin, Co Dublin	Ireland	Computer and Peripheral Equipment Manufacturing	8,759.4	800		D&B
East Point (Car Park) Limited	Subsidiary	Dublin, Co Dublin	Ireland	Real Estate Agents and Brokers	0.2	3		D&B
Oracle Emea Limited	Branch	Lysaker, Akershus	Norway	Computer, Office Equipment and Software Merchant Wholesalers				D&B

Oracle Emea Limited	Branch	Dublin, Co Dublin	Ireland	Computer System Design Services			D&B
Oracle Emea Limited	Branch	Dublin, Co Dublin	Ireland	Computer System Design Services			D&B
Oracle Czech S.R.O.	Subsidiary	Praha - Jinonice, Hlavní Mesto Praha	Czech Republic	Computer Programming	2,564.2	672	D&B
Apiary Czech Republic, S.R.O.	Subsidiary	Praha - Karlín, Hlavní Mesto Praha	Czech Republic	Computer Programming	26.9	33	D&B
Oracle Portugal - Sistemas De Informação, Lda	Subsidiary	Porto Salvo, Oeiras	Portugal	Computer System Design Services	30.8	194	D&B
Oracle Portugal	Branch	Bulandet, Sogn Og Fjordane	Norway	Computer Programming			D&B
Oracle Portugal - Sistemas De Informação, Lda	Branch	Porto, Porto	Portugal	Computer System Design Services			D&B
Oracle D.O.O., Ljubljana	Subsidiary	Ljubljana	Slovenia	Computer Programming	15.6	30	D&B
Oracle Corporation UK Holdings Ltd.	Holding	Reading	United Kingdom	Computer System Design Services	0.5	20	D&B
Oracle Corporation UK Ltd.	Subsidiary	Reading	United Kingdom	Computer System Design Services	857.6	4,976	D&B
Oracle Corporation Uk Limited	Branch	Linlithgow	United Kingdom	Computer Programming		300	D&B
Oracle Corporation Uk Limited	Branch	Edinburgh	United Kingdom	Software		118	D&B
Oracle Corporation Uk Limited	Branch	Reading	United Kingdom	Computer Programming		9	D&B
Oracle Corporation Uk Limited	Branch	Bristol	United Kingdom	Computer System Design Services		5	D&B
Oracle Corporation Uk Trustee Co. Ltd.	Subsidiary	Reading	United Kingdom	Computer System Design Services		3	D&B
Oracle Corporation Uk Limited	Branch	Solihull	United Kingdom	Computer System Design Services		3	D&B
Oracle Corporation Uk Limited	Branch	Cheadle	United Kingdom	Software		3	D&B
Oracle Corporation Uk Limited	Branch	Maidenhead	United Kingdom	Software		2	D&B
Oracle Corporation Uk Limited	Branch	Manchester	United Kingdom	Computer Programming		2	D&B
Oracle Corporation Uk Limited	Branch	Hemel Hempstead	United Kingdom	Software		2	D&B
Oracle Corporation Uk Limited	Branch	Bristol	United Kingdom	Software		2	D&B
Oracle Corporation Uk Limited	Branch	Aberdeen	United Kingdom	Software		2	D&B
Oracle Corporation Uk Limited	Branch	Edinburgh	United Kingdom	Computer System Design Services		1	D&B
Oracle Corporation Uk Finance B.V.	Subsidiary	Onbekend	Netherlands	Banking	0.4		D&B
Pillar Data Systems Emea Unlimited Company	Subsidiary	Drogheda, Co Louth	Ireland	Holding Companies	0.9	5	D&B
Pillar Data Systems Emea Unlimited Company	Branch	Dublin, Co Dublin	Ireland	Investment Services			D&B
Oracle Distribution B.V.	Subsidiary	Utrecht, Utrecht	Netherlands	Securities	0.2		D&B
Peoplesoft Luxembourg Sarl	Subsidiary	Luxembourg	Luxembourg	Holding Companies	0.7	4	D&B
Peoplesoft International B.V.	Subsidiary	Utrecht, Utrecht	Netherlands	Pensions and Funds	0.5	2	D&B
Piplsoft Interneshnl B.V., Predstavitelstvo	Branch	Moscow	Russian Federation	Advertising Services		1	D&B
Peoplesoft Korea	Subsidiary	Singapore	Singapore	Computer, Office Equipment and Software Merchant Wholesalers	3.9		D&B

J.D. Edwards Europe Limited	Subsidiary	Rathcoole, Co Dublin	Ireland	Computer Programming	0.5	4	D&B
Sun Microsystems Investments Sarl	Subsidiary	Luxembourg	Luxembourg	Holding Companies	0.4		D&B
Oracle Systems Corporation	Branch	Minneapolis, MN	United States	Software		500	D&B
Oracle Systems Corporation	Branch	Raleigh, NC	United States	Software		440	D&B
Oracle Systems Corporation	Branch	Nashua, NH	United States	Software		373	D&B
Oracle Systems Corporation	Branch	Sandy, UT	United States	Software		373	D&B
Oracle Systems Corporation	Branch	Lynn, MA	United States	Software		373	D&B
Oracle Systems Corporation	Branch	Belmont, CA	United States	Computer System Design Services		304	D&B
Oracle Systems Corporation	Branch	New York, NY	United States	Computer System Design Services		300	D&B
Oracle Systems Corporation	Branch	Irvine, CA	United States	Software		275	D&B
Oracle Systems Corporation	Branch	Pleasanton, CA	United States	Software		252	D&B
Oracle Systems Corporation	Branch	Rochester, MI	United States	Software		252	D&B
Oracle Systems Corporation	Branch	Matthews, NC	United States	Software		252	D&B
Oracle Systems Corporation	Branch	Lewisville, TX	United States	Software		252	D&B
Oracle Systems Corporation	Branch	Alpharetta, GA	United States	Software		252	D&B
Oracle Systems Corporation	Branch	Redwood City, CA	United States	Software		252	D&B
Oracle Systems Corporation	Branch	Redwood City, CA	United States	Software		252	D&B
Oracle Systems Corporation	Branch	Conshohocken, PA	United States	Software		240	D&B
Oracle Systems Corporation	Branch	Tarrytown, NY	United States	Computer System Design Services		230	D&B
Oracle Caribbean Inc	Subsidiary	San Juan, PR	United States	Software	13.2	200	D&B
Oracle Systems Corporation	Branch	Orlando, FL	United States	Computer Programming		200	D&B
Oracle Systems Corporation	Branch	Troy, MI	United States	Software		175	D&B
Oracle Systems Corporation	Branch	Miami, FL	United States	Software		170	D&B
Oracle Corporation (Thailand) Company Limited	Subsidiary	Bang Rak, Bangkok	Thailand	Software	4,304.9	150	D&B
Oracle De Venezuela Ca	Subsidiary	Caracas, Distrito Federal	Venezuela	Computer, Office Equipment and Software Merchant Wholesalers	36,097.8	127	D&B
Oracle Systems Corporation	Branch	San Mateo, CA	United States	Computer Programming		108	D&B
Oracle Systems Corporation	Branch	Irvine, CA	United States	Computer Programming		100	D&B
Bea Systems (China) Co., Ltd.	Subsidiary	Beijing, Beijing	China	Computer, Office Equipment and Software Merchant Wholesalers	312.7	94	D&B
Bea Systems (China) Co., Ltd.	Branch	Beijing, Beijing	China	Research and Development Services			D&B
Oracle Systems Corporation	Branch	Beachwood, OH	United States	Consulting Services		94	D&B
Oracle Systems Corporation	Branch	Daly City, CA	United States	Computer Programming		92	D&B

Oracle Systems Corporation	Branch	Los Gatos, CA	United States	Computer Programming		92	D&B
Oracle Systems Corporation	Branch	Conshohocken, PA	United States	Software		80	D&B
Oracle Systems Corporation	Branch	Encino, CA	United States	Software		70	D&B
Oracle Systems Corporation	Branch	Stamford, CT	United States	Software		70	D&B
Oracle Systems Corporation	Branch	Westchester, IL	United States	Computer Programming		70	D&B
Oracle Systems Corporation	Branch	Overland Park, KS	United States	Software		56	D&B
Oracle Systems Corporation	Branch	Cincinnati, OH	United States	Software		50	D&B
Oracle Systems Corporation	Branch	Glen Allen, VA	United States	Computer System Design Services		50	D&B
Oracle Systems Corporation	Branch	Redwood City, CA	United States	Software		35	D&B
Oracle Credit Corporation	Subsidiary	Redwood City, CA	United States	Banking	8.2	31	D&B
Oracle Vietnam Company Limited	Subsidiary	Ha Noi, Hanoi	Viet Nam	Computer, Office Equipment and Software Merchant Wholesalers	3.9	30	D&B
Oracle Vietnam Co Ltd	Subsidiary	Ho Chi Minh, Ho Chi Minh City	Viet Nam	Computer, Office Equipment and Software Merchant Wholesalers	0.5	4	D&B
Oracle Systems Corporation	Branch	Chicago, IL	United States	Software		30	D&B
Oracle De Centroamerica Sa	Subsidiary	San Jose, San Jose	Costa Rica	Computer Programming	0.9	25	D&B
Oracle Systems Corporation	Branch	Indianapolis, IN	United States	Computer System Design Services		16	D&B
Peoplesoft India Private Limited	Subsidiary	Bengaluru, Karnataka	India	Software	0.4	15	D&B
Maxymiser Ltd.	Subsidiary	London	United Kingdom	Miscellaneous Professional Services		12	D&B
Oracle Maxymiser LLC	Subsidiary	New York, NY	United States	Electronics and Appliances Stores	3.1	25	D&B
Oracle Maxymiser LLC	Branch	Boise, ID	United States	Electronics and Appliances Stores		3	D&B
Oracle Solutions Services (India) Private Limited	Subsidiary	Bengaluru, Karnataka	India	Computer Programming	598.9	11	D&B
Oracle Systems Corporation	Branch	Redwood City, CA	United States	Computer Programming		11	D&B
Oracle Systems Corporation	Branch	Reston, VA	United States	Software		10	D&B
Oracle Systems Corporation	Branch	San Mateo, CA	United States	Software		10	D&B
Oracle Systems Corporation	Branch	Orlando, FL	United States	Consulting Services		9	D&B
Oracle Systems Corporation	Branch	Belmont, CA	United States	Electronics and Appliances Stores		8	D&B
Oracle Systems Corporation	Branch	San Antonio, TX	United States	Software		7	D&B
Oracle Systems Corporation	Branch	Pleasanton, CA	United States	Nonclassifiable Establishments		7	D&B
Oracle Systems Corporation	Branch	Chicago, IL	United States	Nonclassifiable Establishments		7	D&B
Oracle Ecuador S.A.	Subsidiary	Quito, Pichincha	Ecuador	Computer Programming	0.2	5	D&B
Oracle Systems Corporation	Branch	Coraopolis, PA	United States	Software		5	D&B
Oracle Systems Corporation	Branch	Dayton, OH	United States	Software		4	D&B

Oracle Systems Corporation	Branch	Knoxville, TN	United States	Software		2	D&B
Oracle International Investment Corporation	Subsidiary	Redwood City, CA	United States	Software	0.3	1	D&B
Oracle Systems Corporation	Branch	Trenton, NJ	United States	Software		1	D&B
Oracle Systems Corporation	Branch	Twinsburg, OH	United States	Computer System Design Services		1	D&B
Oracle Systems Corporation	Branch	Kansas City, MO	United States	Magnetic and Optical Media Manufacturing		1	D&B
Oracle Systems Corporation	Branch	Redwood City, CA	United States	Software		1	D&B
Oracle Systems Corporation	Branch	Redwood City, CA	United States	Software		1	D&B
Oracle Systems Corporation	Branch	Atlanta, GA	United States	Computer System Design Services		1	D&B
Sun Microsystems Pte Ltd	Subsidiary	Singapore	Singapore	Computer, Office Equipment and Software Merchant Wholesalers	446.1		D&B
Oracle (Philippines) Corporation	Subsidiary	Makati, Manila	Philippines	Computer System Design Services	4,240.7		D&B
Oracle (Philippines) Corporation	Branch	Taguig, Manila	Philippines	Nonclassifiable Establishments			D&B
Oracle Establishment	Subsidiary	Jeddah	Saudi Arabia	Miscellaneous Professional Services	5.8		D&B
Stellent Holding B.V.	Holding	Utrecht, Utrecht	Netherlands	Pensions and Funds	0.2		D&B
Oracle Cis	Subsidiary	Kyiv	Ukraine	Nonclassifiable Establishments	0.1		D&B
Peoplesoft India Private Limited	Branch	New Delhi, Delhi	India	Software			D&B
Peoplesoft India Private Limited	Branch	Mumbai, Maharashtra	India	Software			D&B
Oracle	Branch	Riyadh	Saudi Arabia	Nonclassifiable Establishments			D&B
Oracle	Branch	Al Khobar	Saudi Arabia	Computer System Design Services			D&B
Oracle America, Inc.	Holding	Redwood City, CA	United States	Computer and Peripheral Equipment Manufacturing	11,499.9	29,000	D&B
Oracle America, Inc.	Branch	Milpitas, CA	United States	Computer System Design Services		251	D&B
Oracle America, Inc.	Branch	Santa Clara, CA	United States	Computer and Peripheral Equipment Manufacturing		250	D&B
Oracle America, Inc.	Branch	Arvada, CO	United States	Computer Programming		187	D&B
Oracle America, Inc.	Branch	Waltham, MA	United States	Computer Programming		187	D&B
Oracle America, Inc.	Branch	Santa Clara, CA	United States	Computer Programming		187	D&B
Sun Microsystems (Uae) Ltd	Subsidiary	Dubai, Dubai	United Arab Emirates	Computer, Office Equipment and Software Merchant Wholesalers	19.3	150	D&B
Sun Microsystems (South Africa) (Pty) Ltd	Subsidiary	Milnerton, Western Cape	South Africa	Computer, Office Equipment and Software Merchant Wholesalers	19.1	150	D&B
Oracle America, Inc.	Branch	Acton, MA	United States	Computer and Peripheral Equipment Manufacturing		122	D&B

Oracle America, Inc.	Branch	Dallas, TX	United States	Computer and Peripheral Equipment Manufacturing		120	D&B
Oracle America, Inc.	Branch	Ann Arbor, MI	United States	Computer and Peripheral Equipment Manufacturing		112	D&B
Sun Microsystems Pte Ltd	Subsidiary	Kuala Lumpur, Kuala Lumpur	Malaysia	Computer, Office Equipment and Software Merchant Wholesalers	6.2	100	D&B
Oracle America, Inc.	Branch	Reston, VA	United States	Software		100	D&B
Oracle America, Inc.	Branch	Santa Clara, CA	United States	Computer and Peripheral Equipment Manufacturing		100	D&B
Oracle America, Inc.	Branch	Hillsboro, OR	United States	Software		95	D&B
Oracle America, Inc.	Branch	Frisco, TX	United States	Software		95	D&B
Oracle America, Inc.	Branch	Irvine, CA	United States	Computer and Peripheral Equipment Manufacturing		90	D&B
Oracle America, Inc.	Branch	Milpitas, CA	United States	Computer and Peripheral Equipment Manufacturing		80	D&B
Oracle America, Inc.	Branch	San Diego, CA	United States	Computer and Peripheral Equipment Manufacturing		77	D&B
Oracle America, Inc.	Branch	Prosper, TX	United States	Computer and Peripheral Equipment Manufacturing		77	D&B
Oracle America, Inc.	Branch	Tampa, FL	United States	Computer System Design Services		75	D&B
Oracle America, Inc.	Branch	Pleasanton, CA	United States	Computer and Peripheral Equipment Manufacturing		75	D&B
Sun Microsystems De Venezuela S.A.	Subsidiary	Caracas, Distrito Federal	Venezuela	Computer, Office Equipment and Software Merchant Wholesalers	6.1	73	D&B
Oracle America, Inc.	Branch	Minneapolis, MN	United States	Computer and Peripheral Equipment Manufacturing		65	D&B
Sun Microsystems De Chile S.A.	Subsidiary	Santiago, Santiago	Chile	Computer and Peripheral Equipment Manufacturing	7.9	60	D&B
Oracle America, Inc.	Branch	Offutt Afb, NE	United States	Computer, Office Equipment and Software Merchant Wholesalers		59	D&B
Oracle America, Inc.	Branch	Princeton, NJ	United States	Electronics and Appliances Stores		58	D&B
Oracle America, Inc.	Branch	Edison, NJ	United States	Electronics and Appliances Stores		58	D&B
Oracle America, Inc.	Branch	San Francisco, CA	United States	Electronics and Appliances Stores		58	D&B
Oracle America, Inc.	Branch	Redwood City, CA	United States	Computer, Office Equipment and Software Merchant		58	D&B

Wholesalers							
Oracle America, Inc.	Branch	Fairport, NY	United States	Computer and Peripheral Equipment Manufacturing		55	D&B
Oracle America, Inc.	Branch	Albany, NY	United States	Computer and Peripheral Equipment Manufacturing		52	D&B
Oracle America, Inc.	Branch	Stamford, CT	United States	Computer and Peripheral Equipment Manufacturing		51	D&B
Oracle America, Inc.	Branch	Denver, CO	United States	Computer and Peripheral Equipment Manufacturing		46	D&B
Oracle America, Inc.	Branch	Charleston, WV	United States	Computer and Peripheral Equipment Manufacturing		46	D&B
Oracle America, Inc.	Branch	Midland, MI	United States	Computer and Peripheral Equipment Manufacturing		46	D&B
Oracle America, Inc.	Branch	Carmel, IN	United States	Computer and Peripheral Equipment Manufacturing		46	D&B
Oracle America, Inc.	Branch	Fort Collins, CO	United States	Computer and Peripheral Equipment Manufacturing		46	D&B
Oracle America, Inc.	Branch	Dallas, TX	United States	Computer and Peripheral Equipment Manufacturing		46	D&B
Oracle America, Inc.	Branch	Phoenix, AZ	United States	Computer and Peripheral Equipment Manufacturing		30	D&B
Oracle America, Inc.	Branch	Coraopolis, PA	United States	Computer and Peripheral Equipment Manufacturing		30	D&B
Oracle America, Inc.	Branch	Dallas, TX	United States	Computer and Peripheral Equipment Manufacturing		28	D&B
Storage Tek Singapore	Subsidiary	Singapore	Singapore	Computer System Design Services	2.3	25	D&B
Oracle America, Inc.	Branch	Encino, CA	United States	Computer and Peripheral Equipment Manufacturing		21	D&B
Nihon Oracle Financing K.K.	Subsidiary	Minato-Ku, Tokyo	Japan	Commercial and Industrial Rental	3.8	20	D&B
Nihon Oracle Financing K.K.	Branch	Osaka, Osaka	Japan	Commercial and Industrial Rental			D&B
Nihon Oracle Financing K.K.	Branch	Toyota, Aichi	Japan	Commercial and Industrial Rental			D&B
Oracle America, Inc.	Branch	Burlington, MA	United States	Computer and Peripheral Equipment Manufacturing		20	D&B
Oracle America, Inc.	Holding	Columbia, MD	United States	Computer and Peripheral Equipment Manufacturing		17	D&B

Oracle America, Inc.	Branch	Richmond, VA	United States	Computer and Peripheral Equipment Manufacturing	16	D&B
Oracle America, Inc.	Branch	Atlanta, GA	United States	Software	15	D&B
Oracle America, Inc.	Branch	Ontario, CA	United States	Computer and Peripheral Equipment Manufacturing	15	D&B
Oracle America, Inc.	Branch	Broomfield, CO	United States	Computer and Peripheral Equipment Manufacturing	15	D&B
Oracle America, Inc.	Branch	Cincinnati, OH	United States	Computer and Peripheral Equipment Manufacturing	15	D&B
Oracle America, Inc.	Branch	Rocklin, CA	United States	Computer and Peripheral Equipment Manufacturing	15	D&B
Oracle America, Inc.	Branch	Menlo Park, CA	United States	Computer and Peripheral Equipment Manufacturing	15	D&B
Oracle America, Inc.	Branch	Austin, TX	United States	Computer and Peripheral Equipment Manufacturing	12	D&B
Oracle America, Inc.	Branch	Bedford, MA	United States	Construction and Hardware Materials Wholesale	10	D&B
Oracle America, Inc.	Branch	Irving, TX	United States	Computer and Peripheral Equipment Manufacturing	9	D&B
Oracle America, Inc.	Branch	Mountain View, CA	United States	Nonclassifiable Establishments	6	D&B
Oracle America, Inc.	Branch	Los Alamos, NM	United States	Computer and Peripheral Equipment Manufacturing	6	D&B
Oracle America, Inc.	Branch	Hampton, VA	United States	Computer and Peripheral Equipment Manufacturing	6	D&B
Oracle America, Inc.	Branch	Lemoyne, PA	United States	Computer Programming	5	D&B
Oracle America, Inc.	Branch	Knoxville, TN	United States	Computer and Peripheral Equipment Manufacturing	5	D&B
Oracle America, Inc.	Branch	Troy, MI	United States	Data Processing	4	D&B
Oracle America, Inc.	Branch	Malvern, PA	United States	Nonclassifiable Establishments	4	D&B
Oracle America, Inc.	Branch	Tucson, AZ	United States	Computer and Peripheral Equipment Manufacturing	4	D&B
Oracle America, Inc.	Branch	Burlington, MA	United States	Computer and Peripheral Equipment Manufacturing	4	D&B
Oracle America, Inc.	Branch	Tulsa, OK	United States	Computer and Peripheral Equipment Manufacturing	3	D&B

Oracle America, Inc.	Branch	Washington, DC	United States	Software		3	D&B
Oracle America, Inc.	Branch	Jackson, MS	United States	Computer and Peripheral Equipment Manufacturing		3	D&B
Oracle America, Inc.	Branch	Sunrise, FL	United States	Software		3	D&B
Oracle America, Inc.	Branch	Cordova, TN	United States	Computer and Peripheral Equipment Manufacturing		2	D&B
Oracle America, Inc.	Branch	Mountain View, CA	United States	Computer and Peripheral Equipment Manufacturing		2	D&B
Oracle America, Inc.	Branch	Lawrence, KS	United States	Computer and Peripheral Equipment Manufacturing		2	D&B
Oracle America, Inc.	Branch	Miami, FL	United States	Computer and Peripheral Equipment Manufacturing		2	D&B
Oracle America, Inc.	Branch	Redwood City, CA	United States	Computer and Peripheral Equipment Manufacturing		2	D&B
Oracle America, Inc.	Branch	Dublin, OH	United States	Computer and Peripheral Equipment Manufacturing		2	D&B
Oracle America, Inc.	Branch	Redwood City, CA	United States	Computer and Peripheral Equipment Manufacturing		2	D&B
Oracle America, Inc.	Branch	Charlotte, NC	United States	Computer and Peripheral Equipment Manufacturing		1	D&B
Oracle America, Inc.	Branch	Ho Ho Kus, NJ	United States	Computer and Peripheral Equipment Manufacturing		1	D&B
Oracle America, Inc.	Branch	Chattanooga, TN	United States	Computer and Peripheral Equipment Manufacturing		1	D&B
Oracle America, Inc.	Branch	Jackson, MI	United States	Computer and Peripheral Equipment Manufacturing		1	D&B
Storagetek International Corporation (Dubai Branch)	Subsidiary	Dubai, Dubai	United Arab Emirates	Computer and Peripheral Equipment Manufacturing	22.2		D&B
Sun Microsystems	Subsidiary	Al Khobar	Saudi Arabia	Computer, Office Equipment and Software Merchant Wholesalers	296.6	2,300	D&B
Sun Microsystems (Cyprus) Limited	Subsidiary	Lefkosia	Cyprus	Computer, Office Equipment and Software Merchant Wholesalers	1.2		D&B
Mysql Ab	Subsidiary	Solna, Stockholm	Sweden	Publishing	0.5		D&B
Oc Acquisition LLC	Subsidiary	Redwood City, CA	United States	Computer Programming	1,565.8	5,202	D&B
Micros Systems, Inc.	Subsidiary	Columbia, MD	United States	Computer System Design Services	584.3	6,506	D&B

Datavantage Corporation	Subsidiary	Cleveland, OH	United States	Electronics and Appliances Stores	32.0	310	D&B
Datavantage Corporation	Branch	Westborough, MA	United States	Computer, Office Equipment and Software Merchant Wholesalers		60	D&B
Tig Global, LLC	Subsidiary	Chevy Chase, MD	United States	Computer Programming	9.1	130	D&B
Thayer Interactive Group LLC	Subsidiary	Chevy Chase, MD	United States	Advertising Services	5.8	110	D&B
Hospitality Solutions International	Subsidiary	Scottsdale, AZ	United States	Machinery and Equipment Manufacturing	12.0	82	D&B
Micros Systems, Inc.	Branch	Buffalo, NY	United States	Industrial Machinery Repair and Maintenance		66	D&B
Micros-Fidelio Japan Co.,Ltd.	Subsidiary	Minato-Ku, Tokyo	Japan	Computer Programming	2.6	60	D&B
Micros-Fidelio Japan Co.,Ltd.	Branch	Osaka, Osaka	Japan	Computer Programming			D&B
Micros-Fidelio Japan Co.,Ltd.	Branch	Fukuoka, Fukuoka	Japan	Computer Programming			D&B
Micros Systems, Inc.	Branch	Huntington Beach, CA	United States	Machinery and Equipment Manufacturing		45	D&B
Micros - Fidelio Worldwide, Inc.	Branch	Ciudad De Buenos Aires	Argentina	Computer System Design Services		43	D&B
Micros Systems, Inc.	Branch	Cleveland, OH	United States	Computer, Office Equipment and Software Merchant Wholesalers		37	D&B
Micros-Fidelio Canada, Ltd	Subsidiary	Richmond, BC	Canada	Computer, Office Equipment and Software Merchant Wholesalers	6.8	36	D&B
Micros-Fidelio Canada, Ltd	Branch	Edmonton, AB	Canada	Computer, Office Equipment and Software Merchant Wholesalers		2	D&B
Micros-Fidelio Canada, Ltd	Branch	Winnipeg, MB	Canada	Computer, Office Equipment and Software Merchant Wholesalers		2	D&B
Micros-Fidelio Canada, Ltd	Branch	Calgary, AB	Canada	Computer, Office Equipment and Software Merchant Wholesalers		2	D&B
Micros-Fidelio Canada, Ltd	Branch	Markham, ON	Canada	Computer, Office Equipment and Software Merchant Wholesalers		1	D&B
Micros-Fidelio México, S.A. De C.V.	Subsidiary	Ciudad De Mexico, Ciudad De Mexico	Mexico	Computer, Office Equipment and Software Merchant Wholesalers	2.9	35	D&B
Micros Systems, Inc.	Branch	New York, NY	United States	Consulting Services		35	D&B
Micros Systems, Inc.	Branch	Stamford, CT	United States	Computer System Design Services		25	D&B
Micros Systems, Inc.	Branch	Pleasanton, CA	United States	Computer System Design Services		25	D&B
Micros Systems, Inc.	Branch	Rochester, NY	United States	Computer System Design Services		25	D&B
Micros Systems, Inc.	Branch	Irving, TX	United States	Machinery and Equipment Manufacturing		25	D&B
Fidelio Micros Israel Ltd.	Subsidiary	Or Yehuda	Israel	Nonclassifiable Establishments	2.5	23	D&B

Micros Systems, Inc.	Branch	Bedford, MA	United States	Computer System Design Services		19	D&B
Micros Systems, Inc.	Branch	Broomfield, CO	United States	Computer System Design Services		19	D&B
Micros Systems, Inc.	Branch	Omaha, NE	United States	Computer System Design Services		19	D&B
Micros Systems, Inc.	Branch	Nashville, TN	United States	Computer System Design Services		19	D&B
Micros Systems, Inc.	Branch	Westborough, MA	United States	Computer System Design Services		19	D&B
Micros Systems, Inc.	Branch	Seattle, WA	United States	Computer and Office Machine Repair and Maintenance		18	D&B
Micros Systems, Inc.	Branch	Itasca, IL	United States	Machinery and Equipment Manufacturing		17	D&B
Micros Systems, Inc.	Branch	Hillsboro, OR	United States	Computer, Office Equipment and Software Merchant Wholesalers		16	D&B
Micros Systems, Inc.	Branch	Ann Arbor, MI	United States	Wired Telecommunications Carriers		16	D&B
Micros Fidelio Chile S.A.	Subsidiary	Santiago, Santiago	Chile	Computer Programming	0.5	15	D&B
Micros Fidelio Peru S.A.C.	Subsidiary	Lima, Lima	Peru	Computer, Office Equipment and Software Merchant Wholesalers	0.5	6	D&B
Guest Gate Chile S.A.	Subsidiary	Santiago, Santiago	Chile	Department Stores	1.0	12	D&B
Micros Systems, Inc.	Branch	Dublin, OH	United States	Computer, Office Equipment and Software Merchant Wholesalers		10	D&B
Micros Systems, Inc.	Branch	Las Vegas, NV	United States	Machinery and Equipment Manufacturing		9	D&B
Micros Systems, Inc.	Branch	Cincinnati, OH	United States	Computer, Office Equipment and Software Merchant Wholesalers		8	D&B
Micros Systems, Inc.	Branch	Richmond, VA	United States	Computer, Office Equipment and Software Merchant Wholesalers		7	D&B
Micros of Delaware, Inc	Subsidiary	Columbia, MD	United States	Machinery and Equipment Manufacturing	1.4	5	D&B
Micros Systems, Inc.	Branch	Deerfield Beach, FL	United States	Computer, Office Equipment and Software Merchant Wholesalers		5	D&B
Micros Systems, Inc.	Branch	Norfolk, VA	United States	Machinery and Equipment Manufacturing		5	D&B
Pos Depot	Subsidiary	Columbia, MD	United States	Computer System Design Services	0.2	4	D&B
Micros Systems, Inc.	Branch	Mandeville, LA	United States	Miscellaneous Professional Services		4	D&B
Micros Systems, Inc.	Branch	Louisville, KY	United States	Electronics and Appliances Stores		4	D&B
Micros Systems, Inc.	Branch	Cleveland, OH	United States	Electronics and Appliances Stores		4	D&B
Micros Systems, Inc.	Branch	Indianapolis, IN	United States	Miscellaneous Professional Services		2	D&B

Micros Systems, Inc.	Branch	Loxley, AL	United States	Miscellaneous Professional Services		2	D&B
Micros Systems, Inc.	Branch	Hanover, MD	United States	Computer System Design Services		1	D&B
Microservices S.A.	Subsidiary	Las Condes	Chile	Computer System Design Services	1.0		D&B
Micros Fidelio Group Holdings Limited	Holding	Dublin, Co Dublin	Ireland	Holding Companies	0.7		D&B
Micros Fidelio International Limited	Holding	Galway, Co Galway	Ireland	Holding Companies	0.9	5	D&B
Micros Fidelio (Ireland) Limited	Subsidiary	Dublin, Co Dublin	Ireland	Miscellaneous Professional Services	90.1	135	D&B
Mf Investments Holdings Ireland Limited	Holding	Dublin, Co Dublin	Ireland	Holding Companies	0.7		D&B
Redsky It (Hounslow) Ltd.	Subsidiary	Hounslow	United Kingdom	Computer System Design Services		73	D&B
Redsky It (Hounslow) Limited	Branch	Sutton Coldfield	United Kingdom	Computer, Office Equipment and Software Merchant Wholesalers		9	D&B
Redsky It (Hounslow) Limited	Branch	Musselburgh	United Kingdom	Trucking		9	D&B
Redsky It (Hounslow) Limited	Branch	Carlisle	United Kingdom	Software		3	D&B
Micros Fidelio Holdings Limited	Holding	Dublin, Co Dublin	Ireland	Holding Companies	95.8		D&B
Proffid Caribbean N.V. Infotrans Hospitality Services	Subsidiary	Willemstad, Curacao	Curacao	Wired Telecommunications Carriers	0.3		D&B
Netsuite Inc.	Subsidiary	San Mateo, CA	United States	Software	741.1	4,603	D&B
Netsuite UK Ltd.	Subsidiary	Reading	United Kingdom	Computer System Design Services	38.0	200	D&B
Bronto Software, LLC	Subsidiary	Durham, NC	United States	Computer Programming	20.3	109	D&B
Netsuite Inc	Subsidiary	Mississauga, ON	Canada	Electronics and Appliances Stores	6.3	49	D&B
Venda Ltd.	Subsidiary	London	United Kingdom	Computer System Design Services	11.4	37	D&B
Venda, Inc.	Subsidiary	New York, NY	United States	Computer System Design Services	4.0	30	D&B
Netsuite Inc.	Branch	Wexford, PA	United States	Computer Programming		35	D&B
Netsuite Inc.	Subsidiary	Minato-Ku, Tokyo	Japan	Computer Programming	0.9	21	D&B
Netsuite Software (Asia Pacific) Pte. Ltd.	Subsidiary	Singapore	Singapore	Software	3.1	20	D&B
Netsuite Inc.	Branch	Englewood, CO	United States	Wired Telecommunications Carriers		12	D&B
Element Fusion, LLC	Subsidiary	Oklahoma City, OK	United States	Computer System Design Services	0.7	10	D&B
Netsuite Hong Kong Limited	Subsidiary	Central District, Hong Kong	Hong Kong	Software	0.3	10	D&B
Netsuite Inc.	Branch	New York, NY	United States	Software		9	D&B
Netsuite Inc.	Branch	San Mateo, CA	United States	Nonclassifiable Establishments		8	D&B
Netsuite Ireland Limited	Subsidiary	Dublin, Co Dublin	Ireland	Computer Programming	0.6	1	D&B
Responsys, Inc.	Subsidiary	San Bruno, CA	United States	Computer Programming	91.6	866	D&B

Push Io Inc.	Subsidiary	Boulder, CO	United States	Computer Programming	6.5	155	D&B
Responsys, Inc.	Branch	Redwood City, CA	United States	Electronics and Appliances Stores		6	D&B
Responsys, Inc.	Branch	Seattle, WA	United States	Internet and Web Services		3	D&B
Responsys, Inc.	Branch	New York, NY	United States	Consulting Services		3	D&B
Opower, Inc.	Subsidiary	Arlington, VA	United States	Software	148.7	599	D&B
Opower, Inc.	Branch	San Francisco, CA	United States	Software		39	D&B
Bea Systems, Inc.	Subsidiary	San Jose, CA	United States	Computer Programming	207.3	4,278	D&B
Bea Systems India Private Limited	Branch	Bengaluru, Karnataka	India	Computer Programming		50	D&B
Bea Systems India Private Limited.	Subsidiary	Bengaluru, Karnataka	India	Computer Programming	0.9	20	D&B
If You Can Company Limited	Subsidiary	Lat Phrao, Bangkok	Thailand	Electronics and Appliances Stores	1.1	13	D&B
Bea Systems Hk Limited	Branch	Mumbai, Maharashtra	India	Computer Programming			D&B
Bea Systems India Private Limited	Branch	New Delhi, Delhi	India	Computer Programming			D&B
Bea Systems Customer Support & Research Centre Private Limited	Branch	Bengaluru, Karnataka	India	Computer Programming			D&B
Bea Systems Customer Support & Research Centre Private Limited	Branch	Bengaluru, Karnataka	India	Computer Programming			D&B
Bea Systems Customer Support & Research	Branch	Bengaluru, Karnataka	India	Computer Programming			D&B
Oracle De México, S.A. De C.V.	Subsidiary	Ciudad De Mexico, Ciudad De Mexico	Mexico	Computer Programming		1,900	D&B
Oracle De México, S.A. De C.V.	Branch	Ciudad De Mexico, Ciudad De Mexico	Mexico	Computer System Design Services			D&B
Oracle Systems Limited	Subsidiary	Dubai, Dubai	United Arab Emirates	Software	12.9	1,500	D&B
Oracle Systems Ltd Co	Branch	Riyadh	Saudi Arabia	Computer System Design Services			D&B
Oracle Taleo LLC	Subsidiary	Dublin, CA	United States	Software	98.1	1,164	D&B
Oracle Canada ULC	Subsidiary	Mississauga, ON	Canada	Computer Programming	195.2	1,000	D&B
Oracle Canada ULC	Branch	Montréal, QC	Canada	Software		200	D&B
Oracle Canada ULC	Branch	Ottawa, ON	Canada	Computer Programming		120	D&B
Oracle Canada ULC	Branch	Calgary, AB	Canada	Computer Programming		34	D&B
Oracle Canada ULC	Branch	Markham, ON	Canada	Computer Programming		4	D&B
Oracle Canada ULC	Branch	Vancouver, BC	Canada	Computer Programming		4	D&B
Oracle Canada ULC	Branch	Waterloo, ON	Canada	Computer Programming		4	D&B
Oracle Canada ULC	Branch	Halifax, NS	Canada	Computer Programming		3	D&B
Oracle Canada ULC	Branch	Québec, QC	Canada	Software		1	D&B
Oracle Canada ULC	Branch	Edmonton, AB	Canada	Computer Programming		1	D&B
Oracle Canada ULC	Branch	Etobicoke, ON	Canada	Software		1	D&B
Rightnow Technologies, Inc.	Subsidiary	Bozeman, MT	United States	Software	45.9	920	D&B
RightNow Technologies, Inc	Branch	Toronto, ON	Canada	Computer Programming	0.1		D&B
Oracle Korea Ltd.	Subsidiary	Daegu, Daegu	Korea,	Consulting Services	337,957.0	780	D&B

Republic of							
Oracle Korea Ltd.	Branch	Daejeon, Daejeon	Korea, Republic of	Computer, Office Equipment and Software Merchant Wholesalers		12	D&B
Oracle Korea Ltd.	Branch	Busan, Busan	Korea, Republic of	Computer, Office Equipment and Software Merchant Wholesalers		12	D&B
Oracle Korea Ltd.	Branch	Daegu, Daegu	Korea, Republic of	Computer, Office Equipment and Software Merchant Wholesalers		10	D&B
Oracle Financial Services Software, Inc.	Subsidiary	Edison, NJ	United States	Computer, Office Equipment and Software Merchant Wholesalers	91.2	693	D&B
Textura Corporation	Subsidiary	Deerfield, IL	United States	Software	86.7	580	D&B
Submittal Exchange, LLC	Subsidiary	West Des Moines, IA	United States	Computer System Design Services	2.5	35	D&B
Textura Corporation	Branch	West Des Moines, IA	United States	Computer System Design Services		35	D&B
Textura Corporation	Branch	Deerfield, IL	United States	Miscellaneous Professional Services		5	D&B
Textura Corporation	Branch	Phoenix, AZ	United States	Administrative Services		4	D&B
Oracle Hong Kong Holdings Limited	Subsidiary	Causeway Bay, Hong Kong	Hong Kong	Computer, Office Equipment and Software Merchant Wholesalers	71.3	550	D&B
Peoplesoft Hong Kong Limited	Subsidiary	Central District, Hong Kong	Hong Kong	Computer Programming	0.9	20	D&B
Oracle Israel Ltd	Subsidiary	Petah Tikva	Israel	Nonclassifiable Establishments	60.2	550	D&B
Oracle Systems Hong Kong Limited	Subsidiary	Causeway Bay, Hong Kong	Hong Kong	Computer, Office Equipment and Software Merchant Wholesalers	300.0	550	D&B
Oracle Otc Subsidiary LLC	Subsidiary	Cambridge, MA	United States	Software	66.7	545	D&B
Oracle Corporation	Branch	Rocklin, CA	United States	Software		500	D&B
Oracle Corporation	Branch	Bellevue, WA	United States	Software		466	D&B
Pillar Data Systems, Inc.	Subsidiary	San Jose, CA	United States	Computer and Peripheral Equipment Manufacturing	52.7	409	D&B
Endeca Technologies, Inc.	Subsidiary	Cambridge, MA	United States	Computer Programming	24.5	404	D&B
Eloqua, Inc.	Subsidiary	Vienna, VA	United States	Software	39.5	368	D&B
Eloqua Corporation	Subsidiary	Toronto, ON	Canada	Software	36.8	200	D&B
Eloqua (UK) Ltd.	Subsidiary	Reading	United Kingdom	Nonclassifiable Establishments		25	D&B
Eloqua (UK) Limited	Branch	Frankfurt Am Main, Hessen	Germany	Computer and Peripheral Equipment Manufacturing			D&B
Eloqua, Inc.	Branch	Cambridge, MA	United States	Consulting Services		5	D&B
Eloqua, Inc.	Branch	Pleasanton, CA	United States	Computer Programming		3	D&B
Eloqua, Inc.	Branch	Austin, TX	United States	Consulting Services		2	D&B

Eloqua, Inc.	Branch	Marlborough, MA	United States	Software		1	D&B
Oracle Corporation	Branch	Pleasanton, CA	United States	Software		315	D&B
Oracle Corporation	Branch	Salisbury, MD	United States	Software		315	D&B
Oracle Corporation	Branch	Bettendorf, IA	United States	Software		310	D&B
Oracle Corporation	Branch	Chicago, IL	United States	Software		310	D&B
Oracle Corporation	Branch	El Segundo, CA	United States	Software		306	D&B
Oracle Corporation	Branch	San Jose, CA	United States	Software		306	D&B
Oracle Corporation	Branch	Sandy, UT	United States	Software		302	D&B
Oracle Corporation	Branch	Chicago, IL	United States	Software		302	D&B
Oracle Corporation	Branch	Jacksonville, FL	United States	Software		302	D&B
Oracle Corporation	Branch	Barrington, RI	United States	Software		302	D&B
Oracle Corporation	Branch	Itasca, IL	United States	Software		302	D&B
Oracle Corporation	Branch	Irving, TX	United States	Software		302	D&B
Oracle Corporation	Branch	Atlanta, GA	United States	Software		302	D&B
Oracle Corporation	Branch	Rochester, NY	United States	Software		302	D&B
Oracle Corporation	Branch	Annapolis Junction, MD	United States	Software		302	D&B
Oracle Corporation	Branch	Fort Lauderdale, FL	United States	Software		302	D&B
Oracle Corporation	Branch	Columbia, MD	United States	Software		302	D&B
Oracle Corporation	Branch	East Rutherford, NJ	United States	Software		302	D&B
Oracle Corporation	Branch	Culver City, CA	United States	Software		302	D&B
Oracle Corporation	Branch	Rocklin, CA	United States	Software		302	D&B
Oracle Corporation	Branch	Austin, TX	United States	Software		302	D&B
Oracle Corporation	Branch	Cambridge, MA	United States	Software		302	D&B
Oracle Corporation	Branch	Santa Clara, CA	United States	Software		302	D&B
Oracle Corporation	Branch	Keller, TX	United States	Software		302	D&B
Oracle Corporation	Branch	Middletown, CT	United States	Software		302	D&B
Oracle Corporation	Branch	Lake Orion, MI	United States	Software		302	D&B
Oracle Corporation	Branch	San Mateo, CA	United States	Software		302	D&B
Oracle Corporation	Branch	San Jose, CA	United States	Software		302	D&B
Oracle Corporation	Branch	San Jose, CA	United States	Software		302	D&B
Oracle Corporation	Branch	Santa Clara, CA	United States	Software		302	D&B
Oracle Corporation	Branch	Union City, CA	United States	Software		302	D&B
Oracle Corporation	Branch	Sunnyvale, CA	United States	Software		302	D&B

Oracle Corporation	Branch	Santa Clara, CA	United States	Software		302	D&B
Oracle Corporation	Branch	New York, NY	United States	Software		250	D&B
Tekelec, Inc.	Subsidiary	Morrisville, NC	United States	Communications Equipment Manufacturing	26.9	245	D&B
Oracle Bigmachines LLC	Subsidiary	Deerfield, IL	United States	Computer Programming	18.8	200	D&B
Oracle Corporation	Branch	Chicago, IL	United States	Software		191	D&B
Oracle Corporation	Branch	Dayton, OH	United States	Software		191	D&B
Oracle Corporation	Branch	Burlington, MA	United States	Software		191	D&B
Oracle Corporation	Branch	Harrisburg, PA	United States	Software		191	D&B
Oracle Corporation	Branch	Bridgewater, NJ	United States	Software		191	D&B
Oracle Corporation	Branch	San Diego, CA	United States	Software		191	D&B
Oracle Corporation	Branch	Houston, TX	United States	Software		191	D&B
Oracle Corporation	Branch	San Francisco, CA	United States	Software		191	D&B
Oracle Corporation	Branch	Belmont, CA	United States	Software		191	D&B
Fatwire Corporation	Subsidiary	Mineola, NY	United States	Computer Programming	11.1	150	D&B
Fatwire Corporation	Branch	Wölfersheim, Hessen	Germany	Electronics and Appliances Stores			D&B
Oracle Software R&D Center (Beijing) Co., Ltd.	Subsidiary	Beijing, Beijing	China	Computer Programming	56.1	130	D&B
Oracle Software R&D Center (Beijing) Co., Ltd.	Branch	Shanghai, Shanghai	China	Computer Programming		25	D&B
Datalogix, Inc.	Subsidiary	Broomfield, CO	United States	Advertising Services	15.8	120	D&B
Spire, LLC	Subsidiary	Trumbull, CT	United States	Consulting Services	0.2	23	D&B
Connection Engine Inc	Subsidiary	Boulder, CO	United States	Miscellaneous Professional Services	0.1	9	D&B
Datalogix, Inc.	Branch	Troy, MI	United States	Advertising Services		2	D&B
Datalogix, Inc.	Branch	Chicago, IL	United States	Advertising Services		2	D&B
Oracle Corporation	Branch	Richardson, TX	United States	Wireless Telecommunications Carriers		98	D&B
Sistemas Oracle Del Peru S.A.	Subsidiary	Lima, Lima	Peru	Electronics and Appliances Stores	118.7	82	D&B
Oracle International Corporation	Subsidiary	Redwood City, CA	United States	Computer, Office Equipment and Software Merchant Wholesalers	9.8	81	D&B
Ocapac Holding Company Unlimited Company	Holding	Dublin, Co Dublin	Ireland	Legal Services	2.5		D&B
Sun Microsystems Malaysia Sdn. Bhd.	Subsidiary	Kuala Lumpur, Kuala Lumpur	Malaysia	Computer, Office Equipment and Software Merchant Wholesalers	45.4	200	D&B
Netsuite Australia Pty Ltd	Subsidiary	North Sydney, NSW	Australia	Computer Programming	43.1	160	D&B
Ocapac Research Partner Unlimited Company	Subsidiary	Dublin, Co Dublin	Ireland	Miscellaneous Professional Services	0.1	3	D&B
Ocapac Distributor Partner	Subsidiary	Dublin, Co	Ireland	Miscellaneous	0.1	3	D&B

Unlimited Company		Dublin		Professional Services			
Ocapac Hardware Partner Unlimited Company	Subsidiary	Dublin, Co Dublin	Ireland	Legal Services	0.4		D&B
Oracle Corporation	Branch	Miami, FL	United States	Architecture and Engineering		80	D&B
Oracle Corporation	Branch	Fort Lauderdale, FL	United States	Architecture and Engineering		80	D&B
Oracle Corporation	Branch	Conshohocken, PA	United States	Computer Programming		76	D&B
Skire, Inc.	Subsidiary	Redwood City, CA	United States	Computer Programming	6.2	70	D&B
Oracle Systems Ltd	Subsidiary	Nairobi	Kenya	Computer, Office Equipment and Software Merchant Wholesalers	6.4	50	D&B
Acme Packet UK Ltd.	Subsidiary	Reading	United Kingdom	Nonclassifiable Establishments		47	D&B
Pinnacle Pool Construction, Inc	Subsidiary	Naples, FL	United States	Specialty Construction Trade Contractors	5.4	40	D&B
Bitzer Mobile, Inc.	Subsidiary	Santa Clara, CA	United States	Software	4.8	40	D&B
Textura Planswift Corporation	Subsidiary	Deerfield, IL	United States	Computer Programming	3.7	40	D&B
Selectminds Inc	Subsidiary	New York, NY	United States	Associations and Organizations	2.5	40	D&B
Collective Intellect, Inc.	Subsidiary	Boulder, CO	United States	Research and Development Services	3.1	38	D&B
Oracle Corporation	Branch	Morrisville, NC	United States	Electromedical and Control Instruments Manufacturing		36	D&B
Oracle Corporation	Branch	San Francisco, CA	United States	Computer Programming		32	D&B
Oracle Corporation	Branch	Chesterfield, MO	United States	Software		30	D&B
Oracle Corporation	Branch	Mount Laurel, NJ	United States	Software		30	D&B
Tekelec México, S De R.L. De C.V.	Subsidiary	Ciudad De Mexico, Ciudad De Mexico	Mexico	Civil Engineering	1.7	26	D&B
Dataraker, Inc.	Subsidiary	Sausalito, CA	United States	Computer System Design Services	1.8	24	D&B
Oracle Corporation	Branch	San Francisco, CA	United States	Software		24	D&B
Oracle Egypt, Ltd.	Subsidiary	Giza	Egypt	Wired Telecommunications Carriers	7.4	20	D&B
Oracle Afrique Du Nord	Subsidiary	Casablanca	Morocco	Architecture and Engineering	1.8	20	D&B
Delphi Asset Management Corporation	Subsidiary	Reno, NV	United States	Insurance Agents	3.1	19	D&B
Cleartrial, LLC	Subsidiary	Chicago, IL	United States	Software	1.3	14	D&B
Oracle Corporation	Subsidiary	Austin, TX	United States	Software	2.2	13	D&B
Oracle Corporation Sage	Subsidiary	Karachi, - -	Pakistan	Colleges and Universities	1.1	11	D&B
Involver, Inc.	Subsidiary	San Francisco, CA	United States	Computer System Design Services	0.8	10	D&B
Oracle Corporation	Branch	Houston, TX	United States	Computer Programming		10	D&B
Ksplice, Inc.	Subsidiary	Cambridge, MA	United States	Software	0.6	9	D&B
Oracle Corporation	Branch	San Antonio, TX	United States	Employment Services		9	D&B

Latista Technologies, Inc.	Subsidiary	Reston, VA	United States	Computer System Design Services	2.1	8	D&B
Oracle Scheduler B.V.	Subsidiary	Utrecht, Utrecht	Netherlands	Architecture and Engineering	0.0	6	D&B
Oracle Corporation	Branch	Pleasanton, CA	United States	Software		6	D&B
Tinoway Nederland B.V.	Subsidiary	Utrecht, Utrecht	Netherlands	Architecture and Engineering	0.0	5	D&B
Oracle Corporation	Branch	Albuquerque, NM	United States	Fitness and Recreation Centers		5	D&B
Oracle Corporation	Branch	Warwick, RI	United States	Software		5	D&B
Oracle Japan Holding, Inc.	Subsidiary	Redwood City, CA	United States	Computer Programming	0.1	4	D&B
Oracle Corporation Japan	Subsidiary	Minato-Ku, Tokyo	Japan	Computer System Design Services	173,190.0	2,438	D&B
Oracle Corporation Japan	Branch	Sendai, Miyagi	Japan	Computer Programming			D&B
Oracle Corporation Japan	Branch	Toyota, Aichi	Japan	Computer Programming			D&B
Oracle Corporation Japan	Branch	Naha, Okinawa	Japan	Computer Programming			D&B
Oracle Corporation Japan	Branch	Kanazawa, Ishikawa	Japan	Computer Programming			D&B
Oracle Corporation Japan	Branch	Hiroshima, Hiroshima	Japan	Computer Programming			D&B
Oracle Corporation Japan	Branch	Fukuoka, Fukuoka	Japan	Computer Programming			D&B
Oracle Corporation Japan	Branch	Sapporo, Hokkaido	Japan	Computer Programming			D&B
Oracle Corporation Japan	Branch	Hiroshima, Hiroshima	Japan	Computer Programming			D&B
Oracle Corporation Japan	Branch	Minato-Ku, Tokyo	Japan	Computer Programming			D&B
Oracle Corporation Japan	Branch	Osaka, Osaka	Japan	Computer Programming			D&B
Oracle Corporation Japan	Branch	Nagoya, Aichi	Japan	Computer Programming			D&B
Oracle Corporation Japan	Branch	Chiyoda-Ku, Tokyo	Japan	Computer Programming			D&B
Oracle Corporation Japan	Branch	Setagaya-Ku, Tokyo	Japan	Computer Programming			D&B
Oracle Corporation	Branch	Cincinnati, OH	United States	Computer, Office Equipment and Software Merchant Wholesalers		4	D&B
Mf UK Fc Ltd.	Holding	Reading	United Kingdom	Holding Companies		4	D&B
Torex Retail Holdings Ltd.	Holding	Dunstable	United Kingdom	Nonclassifiable Establishments		7	D&B
Torex Retail Solutions (UK) Ltd.	Subsidiary	Lutterworth	United Kingdom	Computer Programming		572	D&B
Anker Ltd.	Subsidiary	London	United Kingdom	Restaurants and Bars		41	D&B
Torex Retail Solutions (UK) Limited	Branch	Wigan	United Kingdom	Metal Products Manufacturing		4	D&B
Torex Retail Solutions (UK) Limited	Branch	Sheffield	United Kingdom	Machinery and Equipment Manufacturing		3	D&B
Torex Retail Solutions (UK) Limited	Branch	Gateshead	United Kingdom	Computer, Office Equipment and Software Merchant Wholesalers		3	D&B
Torex Retail Solutions (UK) Limited	Branch	Banbury	United Kingdom	Computer, Office Equipment and Software Merchant Wholesalers		3	D&B

Torex Retail Solutions (UK) Limited	Branch	Brierley Hill	United Kingdom	Software		2	D&B
Torex Retail Solutions (UK) Limited	Branch	Northwich	United Kingdom	Computer, Office Equipment and Software Merchant Wholesalers		2	D&B
Hugin Sweda International Ltd.	Subsidiary	Bolton	United Kingdom	Computer, Office Equipment and Software Merchant Wholesalers			D&B
Retail Store Systems Inc	Subsidiary	Warwick, RI	United States	Computer, Office Equipment and Software Merchant Wholesalers	10.9	93	D&B
Retail Store Systems Inc	Branch	Honolulu, HI	United States	Computer, Office Equipment and Software Merchant Wholesalers		1	D&B
Micros Retail Services UK Ltd.	Subsidiary	Milton Keynes	United Kingdom	Nonclassifiable Establishments		76	D&B
Torex Retail Holdings Limited	Branch	Bolton	United Kingdom	Machinery and Equipment Manufacturing		48	D&B
Micros Retail Holdings Europe Ltd.	Holding	Witney	United Kingdom	Nonclassifiable Establishments		5	D&B
Micros Systems Holding Gmbh	Holding	Neuss, Nordrhein-Westfalen	Germany	Administrative Services	0.1	2	D&B
Micros-Fidelio Hong Kong Limited	Subsidiary	Central District, Hong Kong	Hong Kong	Computer, Office Equipment and Software Merchant Wholesalers	36.1		D&B
Oracle Corporation	Branch	Plano, TX	United States	Consulting Services		4	D&B
Pillar Data Systems Inc	Subsidiary	Cupertino, CA	United States	Computer and Peripheral Equipment Manufacturing	0.2	3	D&B
Oracle Corporation	Branch	Philadelphia, PA	United States	Nonclassifiable Establishments		3	D&B
Oracle Corporation	Branch	New York, NY	United States	Software		3	D&B
Oracle Corporation	Branch	Los Angeles, CA	United States	Real Estate Agents and Brokers		3	D&B
Edocs Europe Netherlands B.V.	Subsidiary	Utrecht, Utrecht	Netherlands	Publishing	0.2	2	D&B
Oracle Corporation	Branch	Burlington, MA	United States	Consulting Services		2	D&B
Oracle Corporation	Branch	Los Angeles, CA	United States	Software		2	D&B
Oracle Corporation	Branch	Arlington, TX	United States	Software		2	D&B
Oracle Corporation	Branch	Alexandria, VA	United States	Electromedical and Control Instruments Manufacturing		1	D&B
Oracle Corporation Malaysia Holdings Sdn.Bhd.	Subsidiary		Malaysia	Nonclassifiable Establishments	15.0		D&B
Oracle Corporation Malaysia Sdn. Bhd.	Subsidiary	Kuala Lumpur, Kuala Lumpur	Malaysia	Computer, Office Equipment and Software Merchant Wholesalers	271.9		D&B
Oracle Egypt, Ltd.	Subsidiary	Cairo	Egypt	Computer Programming	7.2		D&B
Oracle Egypt Ltd	Branch	Bulandet, Sogn Og Fjordane	Norway	Employment Services			D&B
Oracle	Subsidiary	Abidjan 01	Cote d'Ivoire	Communications Equipment Manufacturing	5.9		D&B

Nihon Oracle Information Systems Limited Liability Co.	Subsidiary	Minato-Ku, Tokyo	Japan	Computer Programming	5.5		D&B
Nihon Oracle Information Systems Limited Liability Co.	Branch	Osaka, Osaka	Japan	Computer Programming			D&B
Nihon Oracle Information Systems Limited Liability Co.	Branch	Osaka, Osaka	Japan	Software			D&B
Nihon Oracle Information Systems Limited Liability Co.	Branch	Nagoya, Aichi	Japan	Computer Programming			D&B
Nihon Oracle Information Systems Limited Liability Co.	Branch	Osaka, Osaka	Japan	Software			D&B
Oracle Corporation (South Africa) (Pty) Ltd	Subsidiary	Johannesburg, Gauteng	South Africa	Software	0.8		D&B
Oracle Cyprus	Subsidiary	Strovolos	Cyprus	Consulting Services	0.2		D&B
Oracle	Branch	Boulaq	Egypt	Nonclassifiable Establishments			D&B

Data Noted as Source: D&B, © 2018 Dun & Bradstreet, Inc. All rights reserved.

Corporate linkage data:

© 2018 Dun & Bradstreet, Inc. All rights reserved.

Published by Dun & Bradstreet, Inc., 2018

Oracle Corporation

Corporate Overview

Location 500 Oracle Pkwy Redwood City, CA, 94065-1677 San Mateo County United States	Quote Symbol - Exchange ORCL - New York Stock Exchange	Incorporation Date: Company Type: Quoted Status: CEO:	1977 Public Parent Quoted Safra Catz
Tel: 650-506-7000 Fax: 650-506-7304 www.oracle.com	Sales USD(mil): 37,728.0 Assets USD(mil): 133,597.0 Employees: 138,000 D-U-N-S® 14-470-9193 Number: KeyID SM : 21705 Industry: Software and Programming		

Contents

Industry Codes	Market Data
Business Description	Key Corporate Relationships
Financial Data	Additional Information

Corporate Highlights

Tradestyle:	Oracle
Women Owned:	No
Owns/Rents:	Owns
Minority Owned:	No
Franchise Status:	Not a Franchise
Prescreen Score:	Low Risk

Key Corporate Relationships

Auditor:	Ernst & Young LLP
Bank:	Hsbc Bank Usa N.A., U.S. Bank Equipment Finance A Division Of U.S. Bank N.A., U.S. Bancorp Equipment Finance Inc

Industry Codes

ANZSIC 2006 Codes:

5420 - Software Publishing
7000 - Computer System Design and Related Services
2421 - Computer and Electronic Office Equipment Manufacturing
2429 - Other Electronic Equipment Manufacturing
8101 - Technical and Vocational Education and Training

I SIC Rev 4 Codes:

5820 - Software publishing
2620 - Manufacture of computers and peripheral equipment
8549 - Other education n.e.c.
2610 - Manufacture of electronic components and boards
620 - Computer programming, consultancy and related activities

NACE Rev 2 Codes:

5829 - Other software publishing
8559 - Other education n.e.c.
2611 - Manufacture of electronic components
620 - Computer programming, consultancy and related activities
2620 - Manufacture of computers and peripheral equipment

NAICS 2012 Codes:

511210 - Software Publishers
334413 - Semiconductor and Related Device Manufacturing

334111 - Electronic Computer Manufacturing
 611420 - Computer Training
 541512 - Computer Systems Design Services

US SIC 1987:

7372 - Prepackaged Software
 3674 - Semiconductors and Related Devices
 3571 - Electronic Computers
 7379 - Computer Related Services, Not Elsewhere Classified
 8243 - Data Processing Schools

UK SIC 2007:

5829 - Other software publishing
 2611 - Manufacture of electronic components
 2620 - Manufacture of computers and peripheral equipment
 8559 - Other education n.e.c.
 620 - Computer programming, consultancy and related activities

Business Description

Oracle predicts the future of computing is in the cloud. A leader in enterprise software, Oracle provides hardware and services to help companies improve their processes. Best known for its focus on databases (its RMDBS and MySQL are popular database management programs), Oracle also offers software for enterprise resource planning, data management, collaboration, application development, customer relationship management, and supply chain management. In recent years, the company has aggressively expanded through acquisitions. More than half its revenue comes from international customers.

Source: D&B

More Business Descriptions

Oracle Corporation (Oracle) provides products and services that address all aspects of corporate information technology (IT) environments, including application, platform and infrastructure. The Company's businesses include cloud and on-premise software, hardware and services. Its cloud and on-premise software business consists of three segments, including cloud software and on-premise software, which includes Software as a Service (SaaS) and Platform as a Service (PaaS) offerings, cloud infrastructure as a service (IaaS) and software license updates and product support. Its hardware business consists of two segments, including hardware products and hardware support. The Company's services business includes the remainder of the Company's segments. Its services business includes activities, such as consulting services, enhanced support services and education services, among others.

Source: Reuters

Oracle Corporation (Oracle) is a provider of cloud based solution for enterprises. It offers database and middleware software, application software, cloud infrastructure software and hardware systems. The company offers integrated cloud solution including Software as a Service, Platform as a Service, Infrastructure as a Service, and Data as a Service. Oracle's on-premise offerings include oracle database and middleware software, application software, hardware, servers, storage, networking and industry-specific products and related support and services. The company is also involved in providing licenses for on premise new software, updating licenses, and providing related support solutions. It markets solutions through independent software and hardware vendors, system integrators and resellers. The company has operations across the world. Oracle is headquartered in Redwood City, California, the US. The company reported revenues of (US Dollars) US\$37,728 million for the fiscal year ended May 2017 (FY2017), an increase of 1.8% over FY2016. In FY2017, the company's operating margin was 33.7%, compared to an operating margin of 34% in FY2016. In FY2017, the company recorded a net margin of 24.7%, compared to a net margin of 24% in FY2016.

Source: Global Data

Oracle Corporation develops and provides application, platform, and infrastructure based solutions for information technology environments worldwide. The company operates through three reportable segments: Cloud and On-Premises Software, Hardware, and Services. In FY2017, the company invested US\$6,159 million in its research and development (R&D) activities, which accounted for 16.4% of its total revenue. As of May 2017, around 29% of the company's total workforce was employed in R&D department. The company has a total of 420,000 customers, including 310,000 database customers, across 195 countries. It has 120,000 Oracle Fusion Middleware customers, 110,000 Oracle Applications customers, and 6,000 engineered systems customers. The company has over 25,000 partners worldwide. In FY2017, the company generated 55.8% of its total revenue from Americas, 28.2% from EMEA (Europe, Middle East, and Africa), and the remaining 16% from Asia Pacific.

Source: Global Data

Financial Data

Financials in: USD(mil)

1 Year Growth

Revenue:	37,728.0	1.8%
Assets:	133,597.0	20.3%

Market Data

Quote Symbol:	ORCL
Exchange:	New York Stock Exchange
Currency:	USD
Stock Price:	52.8
Stock Price Date:	01-26-2018
Market Value (mil):	218,364.0
SEDOL:	2661568

Additional Information

Fortune 1000 Rank: 81

© 2018 Dun & Bradstreet, Inc. All rights reserved.

© 2018 Morningstar. All Rights Reserved.

© 1983-2018 Reuters Research Inc. All Rights Reserved.

© 2018 GlobalData. All Rights Reserved.

Oracle Corporation

Strengths/Weaknesses (SWOT)

	Helpful to achieving the objective	Harmful to achieving the objective
Internal Origin (attributes of the organization)	Strengths <ul style="list-style-type: none"> Liquidity Position Cloud and On-Premise Software Business 	Weaknesses <ul style="list-style-type: none"> Debt Burden Declining Hardware Business Performance
External Origin (attributes of the environment)	Opportunities <ul style="list-style-type: none"> Positive Outlook: IT Services Market Cloud Computing Market Strategic Initiatives Strategic Acquisitions 	Threats <ul style="list-style-type: none"> Competitive Environment Foreign Exchange Fluctuations Regulations from RoHS and WEEE

Overview

Oracle Corporation (Oracle) is a provider of technology based solutions for business, IT, and development needs of enterprises. Strong business performance of cloud and on-premise software segment, liquidity position and research and development activities are the company's major strengths, whereas debt burden and weak business performance of hardware segment remains as areas of concern. In the future, intense competition, foreign exchange risks and regulations could affect its business operations. However, strategic business initiatives, acquisitions, growing cloud computing market and IT services market are likely to provide growth opportunities to the company.

Strengths

Liquidity Position

Oracle had a strong liquidity position at the end of FY2017. Strong liquidity position is an indication of the company's increasing ease in funding its day to day operations. The company's current ratio was 3.1 at the end of FY2017. Its cash position improved in FY2017. The company reported cash and cash equivalent of US\$21,784 million at the end of FY2017 as compared to US\$20,152 million at FY2016. Similarly, its short term investments increased from US\$35,973 million at the end of FY2016 to US\$44,294 million at FY2017. Further, Oracle's current ratio was significantly higher than that of its key competitors Microsoft, International Business Machines Corporation, and SAP SE. A higher current ratio than competitors provides the company an edge while capturing any growth opportunity arise in the market. Oracle's key competitors

Cloud and On-Premise Software Business

The Cloud and on-Premise Software business is one of the company's strength. The business accounted for 80.5% of the company total revenue. The Cloud and On-Premise Software business comprises three segments, namely, cloud software and on-premise software, cloud Infrastructure as a Service (IaaS) and software license updates and product support. The Cloud and On-Premises Software segment markets and delivers application and platform technologies through SaaS and PaaS offerings. The segment products include Oracle Applications, Oracle Database, Oracle Fusion Middleware and Java among others. The Cloud Infrastructure as a Services (IaaS) segment offers infrastructure cloud services. The Software License Updates and Product Supports segment provides software license updates and product support rights to product upgrades and maintenance releases, and patches released during the support period. In FY2017, the Cloud and On-Premise Software business' revenue increased by 4.2% to US\$30,389 million from US\$28,997 million in FY2016. The growth in revenue was primarily attributed to positive performance by the company's cloud SaaS, PaaS, IaaS business. It was also driven by growth in software license updates and product support business.

Weaknesses

Debt Burden

Increasing debt could have a major impact on the operational performance of the company, as major portion of its earnings would be diverted to servicing its debt obligations. This could concern the investors as well and make it difficult for the company to raise funds on favorable terms of market. The company's total debt as of FY2017 was US\$56,929 million, as compared to US\$42,864 million in FY2016. If it fails to comply with any of the debt service requirements, the debt could become due and payable prior to its scheduled maturity. Such huge debt increases the debt servicing obligations of the company and affects its cash flow. It could limit ability to raise debt in future and

pursue other strategic opportunities. It would also increase the company's vulnerability to adverse economic and industry conditions.

Declining Hardware Business Performance

The declining Hardware business performance could be cause for concern for the company. The segment accounted for 11% of the company total revenue in FY2017. The Hardware Business includes two operating segments: Hardware Products and Hardware Support. The Hardware Systems segment offers Oracle engineered systems, servers, storage, networking, workstations and related devices, industry specific hardware, virtualization software, operating systems, and management software to support cloud computing environments and other. The Hardware Systems Support segment provides software updates for software components which supports the hardware products. For FY2017, the Hardware business revenue decreased 11.1% to US\$4,152 million from US\$4,669 million in FY2016. The decline in hardware business performance was due to reduction in sales volumes of certain product lines, lower margin products and reduction in hardware customer contract base.

Opportunities

Positive Outlook: IT Services Market

Oracle provides mission-critical support solutions and related services for complex IT environments across the world. Positive market scenario for IT industry could provide further growth avenue to the company. The IT sector has become the most robust industries in the world. Globalization and technological advancement along with easy accessibility and availability of the wide range of IT products influencing the IT service sector to grow in a rapid manner. Demand for IT services is likely to increase with growth in financial services, healthcare, communications and media. According to an in-house report, the global IT services industry was valued at US\$724,898 million in 2015 and is further likely to reach a value of US\$780,210 million in 2017. Geographically, the IT services industry in India is expected to reach US\$14,651.5 million in 2017 from US\$12,794.1 million in 2015, while the US IT services market is forecasted to reach US\$271,839 million in 2017 from US\$257,606 in 2015.

Cloud Computing Market

Oracle could capitalize on the growing markets for cloud computing. Dependency on hard-to-deploy physical servers results in slow response to variable organizational needs, which drives organizations and government agencies worldwide to use cloud computing. Cloud computing provides easy and cost effective solutions to the organizations to address their need for data storage. Additionally, it offers reliable and easy storage to the telecom and related companies for developing mobile apps. At the same time, it is expected to reduce the IT companies' spending for data analytics. According to an in-house research report, the global cloud computing industry has experienced dynamic double-digit growth in recent years and the trend is expected to continue through 2021. Cloud computing has been one of the fastest growing technology sectors in recent years due to the advantages that the industry offers to all types of businesses. The performance of the industry is forecast to accelerate with an anticipated CAGR of 35.6% during 2016-2021 and reach a value of US\$409.6 billion by the end of 2021. The market is expected to be led by the US and Asia-Pacific.

Strategic Initiatives

The company implemented certain strategic initiatives aimed at enhancing business operations. In August 2017, the company formed partnerships with OpenSSL and SafeLogic to invest in developing the next generation open source OpenSSL 1.1 FIPS 140-2 module. OpenSSL is the most widely used and respected cryptographic library protecting data transfers across computer networks. In February 2017, the company partnered with Ford Motor Company for the Oracle's HCM Cloud Suite to enhance employee and manager experience. In February 2017, the company announced a global partnership with Mastercard, to offer seamless payments to retail and hospitality industries. In May 2017, the company and AT&T entered into an agreement to migrate its large scale internal databases to Oracle's Cloud Infrastructure as a Service and Platform as a Service. Earlier, in 2016, the company entered into strategic alliance with Fujitsu Limited (Fujitsu), an information and communication technology (ICT) company, to offer enterprise-grade, world-class cloud services to customers in Japan and their subsidiaries around the world. The partnership with Fujitsu could help the company to offers its clients in Japan with integrated cloud offering to support their transition to the cloud. The company entered into collaboration with British Telecommunications plc (BT), a provider of telecommunication services and solutions. The collaboration with BT could support Oracle customers to execute business strategies using BT's global network and its cloud connect offerings for their higher bandwidth connectivity.

Strategic Acquisitions

Oracle expands its operations and improves its presence and capabilities across markets through various acquisitions. Oracle continues to view acquisitions as a crucial part of its growth strategy. In April 2017, Oracle announced plans to acquire Moat, a digital measurement cloud company. With this acquisition Oracle data cloud is expected to be able to offer a full suite of targeting and measurement solutions to improve the outcome of virtually every type of digital advertising campaign. In 2016, the company acquired Textura, a provider of construction contracts and payment management cloud services. The acquisition of Textura could help the company to strengthen its cloud service offerings. The company acquired Ravello Systems (Ravello), a provider of cloud application hypervisor solutions. The acquisition of Ravello could help the company to accelerate Oracle ability to enhance its technology offering and expand its customer base. The company acquired AddThis, a provider of publisher personalization, audience insight and activation tools. The acquisition could help to strengths its Data Cloud to deliver unprecedented levels of audience insight, measurement and reach. Oracle acquired Crosswire, a provider of machine-learning based cross-device data. The acquisition of Crosswire enables the company to broaden the Oracle ID Graph to construct a complete view of consumers' digital interactions across multiple devices. The company acquired Palerra, a cloud access security broker (CASB), to extend Oracle Identity Cloud Service with an innovative CASB.

Threats

Competitive Environment

The company is operating in highly competitive market, which could adversely affect the financial position of the company. Factors such as total cost of ownership, performance, scalability, reliability, security, functionality, efficiency, speed to production and quality of technical support could affect the company's competitive position. Oracle faces competition from Microsoft Corporation, Hewlett-Packard Enterprise, International Business Machines, SAP SE, Amazon.com, Salesforce.com and Workday, Inc., among others. Some of these competitors have higher financial, technical and other resources than what the company possesses. The market also witnessed several consolidation in recent time. For instance, in 2017, Hewlett-Packard Enterprise acquired Cloud Cruiser, a cloud-based financial management company based in the US.

Foreign Exchange Fluctuations

Oracle operates in many parts of the world and is exposed to fluctuations in foreign exchange rates. The company reports financials in the US dollar and therefore its revenue is exposed to volatility of the US dollar against other functional currencies. Significant part of its revenue is also denominated in other currencies such as Euro, Japanese yen, Indian rupee, Chinese renminbi, Canadian dollar, British pound, Swiss franc, Australian dollar and other foreign currencies. Major elements exposed to exchange rate risks include the company's investments in overseas subsidiaries and affiliates and monetary assets and liabilities arising from business transactions in foreign currencies. To minimize risks from currency fluctuations, the company involves in foreign exchange hedging activities by entering into foreign exchange forward contracts. However, there may be no assurance that such hedging activities or measures may limit the impact of movements in exchange rates on the company's results of operations.

Regulations from RoHS and WEEE

The company's cloud and hardware operations are subject to local, state, federal laws and regulations. The European Union passed restrictions on the use of certain hazardous substances in electrical and electronic equipment directive (RoHS) and the waste electrical and electronic equipment directive (WEEE). China passed the Management Methods for Controlling Pollution by Electronic Information Products, which could restrict import of products for use in China, which contain substances similar to those banned by the RoHS directive. These regulatory restrictions hamper the manufacture of electrical and electronic goods using certain hazardous substances. This scenario demands accountability in specified collection, recycling, treatment and disposal of past and future covered products by the companies in the industry. These conditions and such a strict regulatory environment could affect the company's financial performance and business operations.

© 2018 GlobalData. All Rights Reserved.
Published by Dun & Bradstreet, Inc., Feb. 2018

According to New Research, Spend Analytics Market Projected to Grow at Progressive CAGR of +17% by 2022

SBWire
6 February, 2018

Houston, TX -- (SBWIRE) -- 02/06/2018 -- Need for predictive analytics for businesses, requirement for better managing internal compliance policies and external contracts, and growing demand for cloud computing technology are other factors fueling the growth of this market. However, difficulty in migrating from legacy systems is the biggest restraint for the spend analytics market.

Global Spend Analytics Market estimated to grow at CAGR of +17% During Forecast Period

Get Sample copy of this Report@: https://www.researchnreports.com/request_sample.php?id=140151

Spend Analytics market research is an intelligence report with meticulous efforts undertaken to study the right and valuable information. The data which has been looked upon is done considering both, the existing top players and the upcoming competitors. Business strategies of the key players and the new entering market industries are studied in detail. Well explained SWOT analysis, revenue share and contact information are shared in this report analysis.

Top Players Profiled in this Report includes, JAGGAER (US), SAP SE (Germany), Oracle Corporation (US) , Zycus Inc. (US), SAS Institute, Inc. (US) , Rosslyn Analytics, Ltd. (UK), IBM Corporation (US) , Ivalua Inc. (US)

A complete analysis of the market is been done in this intelligence report. It includes the investigations done of the past progress, present ongoing market scenarios and future prospects. In this particular market report an accurate data of the products, strategies and market shares of leading companies are mentioned clearly.

New Year Offer, Get Flat 20% OFF on this Premium Report @:
https://www.researchnreports.com/ask_for_discount.php?id=140151

Various factors are responsible behind the market's growth trail, which are studied at length in the report. In addition, the report lists down the restraints that are posing threat to the global Spend Analytics market. It also gauges the bargaining power of suppliers and buyers, threat to the new entrants and product substitute, and the degree of competition prevailing in the market. The influence of the latest government guidelines is also analyzed in detail in the report. It studies the market's trajectory between forecast periods.

Reason to Access Spend Analytics Market Research Report:

The report provides information on the technological advancements that are bound to take place in the coming years or are currently taking place in the market. Furthermore, the opportunities and threats faced by the main player's dominant in the Global Spend Analytics market have been highlighted. This report covers the market from the bottom line, starting from its definition. Later, it segments the market on various criteria to give a depth of understanding on the various product types and pricing structures and applications. Each and every segment is examined carefully by factoring in sales, revenue and market size in order to understand the potential of growth and scope.

For More Information: https://www.researchnreports.com/enquiry_before_buying.php?id=140151

Table of Contents

Global Spend Analytics Market Research Report

Chapter 1 Spend Analytics Market Overview

Chapter 2 Global Economic Impact on Industry

Chapter 3 Global Market Competition by Manufacturers

Chapter 4 Global Production, Revenue (Value) by Region

Chapter 5 Global Supply (Production), Consumption, Export, Import by Regions

Chapter 6 Global Production, Revenue (Value), Price Trend by Type

Chapter 7 Global Market Analysis by Application

Related Companies:

- Zycus Inc. [profile]
- Ivalua, Inc. [profile]
- IBM Corporation [profile]
- Sas Institute Inc. [profile]
- Rosslyn Analytics Ltd. [profile]

Related Geographies:

- North America
- Europe
- Germany
- United Kingdom
- United States
- Texas

Related Topics:

- Business Strategies
- Marketing
- Competitive Intelligence
- Market Research
- Pricing
- Product Management

Chapter 8 Manufacturing Cost Analysis
 Chapter 9 Industrial Chain, Sourcing Strategy and Downstream Buyers
 Chapter 10 Marketing Strategy Analysis, Distributors/Traders
 Chapter 11 Market Effect Factors Analysis
 Chapter 12 Global Spend Analytics Market Forecast

For more information on this press release visit: <http://www.sbwire.com/press-releases/according-to-new-research-spend-analytics-market-projected-to-grow-at-progressive-cagr-of-17-by-2022-927402.htm>

Media Relations Contact

Mr. Sunny Denis
 Research N Reports
 Telephone: 1-888-631-6977
 Email: [Click to Email Mr. Sunny Denis](#)
 Web: <http://www.researchnreports.com/>

© 2018 Acquire Media Corporation. Published by Dun & Bradstreet, Inc., February 2018

Future Outlook on Database Security Market Growing at CAGR of +18% During the Forecast Period, According to Research Analysts

SBWire
 6 February, 2018

Houston, TX -- (SBWIRE) -- 02/06/2018 -- Global Database Security Market estimated to grow at a CAGR of +18% during forecast period.

Database encryption is one of the crucial solutions for securing the database. The database encryption can be done in 2 ways: encryption of data at rest and encryption of data in transit with better authentication control. Vendors in the market offer various encryption solutions to protect sensitive business data from both insiders as well as outsiders. These solutions enable the users to maintain row- or column-level encryption and file encryption. Regulations across countries have set new standards for protecting customer information. These are standards for the security of medical records (HIPPA) and financial industry (PCI DSS), regarding the privacy and security of customers' personal financial and health information.

This market report offers a comprehensive analysis of the Global Database Security Market. This report focused on market past and present growth globally. Furthermore, each section in this report includes expert insights that will help to address the problem areas experienced in supply chain issues. To make the report easy to understand, the study features graphics, charts, and infographics.

Get Sample copy of this Report @: https://www.researchnreports.com/request_sample.php?id=199923

Companies Profiled in this Report includes, IBM Corporation, Oracle Corporation, Trustwave Holdings, Inc., Thales e-Security, McAfee, LLC, Fortinet, Inc., Innovative Routines International, Micro Focus, Imperva, HexaTier (Israel), Gemalto NV (Netherlands), and Protegrity USA, Inc.

The report sections the database security advertise in view of segments (programming and administrations); the product portion is additionally partitioned into database inspecting and detailing, encryption and tokenization, information concealing and redaction, get to control administration, and others (reinforcement and recuperation, firewall and antivirus). The administrations segment is arranged as overseen administrations and expert administrations. The expert administrations section is additionally divided into counseling administrations, support and upkeep, instruction and preparing and chance evaluation administrations. In light of sending models, the market is divided into on-premises and cloud.

Access Complete Report @: <https://www.researchnreports.com/checkout?id=199923>

Reason to Access the Database Security Market Research Report:

Related Companies:

- IBM Corporation [profile]
- McAfee, LLC [profile]
- Gemalto N.V. [profile]
- Innovative Routines International [profile]

Related Geographies:

- North America
- Middle East
- Europe
- Israel
- Netherlands
- United States
- Texas

Related Topics:

- Data Security
- Marketing
- Market Research

Global Database Security market is segmented on the basis of various parameters. The factors which are impacting the market's growth are studied in detail. The report also presents an overall weaknesses which companies operating in the market must avoid in order to enjoy sustainable growth through the course of the forecast period. Besides this, profiles of some of the leading players operating and encouraging in the growth of the global market are included in the study. Additionally, using SWOT analysis, markets weaknesses and strengths are analyzed. It also helps the report provide insights into the opportunities and threats that these companies may face during the forecast period.

Get Discount on this Premium Report @:
https://www.researchnreports.com/ask_for_discount.php?id=199923

Table of Contents

Global Database Security Market Research Report 2017

Chapter 1 Global Database Security Market Overview
 Chapter 2 Global Economic Impact on Industry
 Chapter 3 Global Market Competition by Manufacturers
 Chapter 4 Global Production, Revenue (Value) by Region
 Chapter 5 Global Supply (Production), Consumption, Export
 Chapter 6 Global Production, Revenue (Value), Price Trend by Type
 Chapter 7 Global Market Analysis by Application
 Chapter 8 Global Manufacturing Cost Analysis
 Chapter 9 Industrial Chain, Sourcing Strategy and Downstream Buyers
 Chapter 10 Marketing Strategy Analysis, Distributors/Traders
 Chapter 11 Market Effect Factors Analysis
 Chapter 12 Global Market Forecast

For more information on this press release visit: <http://www.sbwire.com/press-releases/future-outlook-on-database-security-market-growing-at-cagr-of-18-during-the-forecast-period-according-to-research-analysts-927369.htm>

Media Relations Contact

Sunny Denis
 Research N Reports
 Telephone: 1-888-631-6977
 Email: [Click to Email Sunny Denis](#)
 Web: <http://www.researchnreports.com/>

- Pricing
- Regulatory Activity
- IT
- Product Management
- Legal

© 2018 Acquire Media Corporation. Published by Dun & Bradstreet, Inc., February 2018

Potnetwork Holdings Inc (OTC PINK: POTN) May Miss \$1 Share Price by a Whisker

EIN Presswire
 6 February, 2018

The Best Place for Emerging Growth Companies

Considering POTN is undervalued, the key concern for investors should be whether the company has the potential to grow sales in line with expectations

PotNetwork Holdings, Inc. (OTCMKTS:POTN)

MIAMI, FLORIDA, USA, February 6, 2018 /EINPresswire.com/ -- EmergingGrowth.com Newswire - Potnetwork Holdings Inc (OTC PINK: POTN) is currently on the watchlist of most cannabis sector investors, and not without good reason. The company's operational and financial performance in 2017 greatly surpassed analysts' expectations, a milestone that has already been priced into its share price. It was trading at \$0.40 at the time of writing, up more than 600% from \$0.06 on 26th December 2017.

The company, which currently has a 30 day average trading volume of 20.4 million shares

Related Companies:

- United Treatment Centers, Inc. [profile]
- Intel Corporation [profile]
- Oracle Corporation [profile]

Related Geographies:

- North America
- Canada

against outstanding shares of 269 million, is expected to sustain this explosive rally. This is according to a research report by SeeThruEquity, an equity research firm focused on emerging growth companies. SeeThruEquity expects POTN to hit \$1.25 on continued strong financial and operational performance.

Stellar performance

POTN's key operational subsidiary, Diamond CBD, posted approximately \$14.5 Million in revenues in 2017. This is in comparison to sales of \$1.6 million in 2016 and more than 70% higher than initial 2017 revenue estimates of \$8.3 million.

Diamond CBD is POTN's key operational subsidiary as the company is shifting focus away from its other subsidiary, Sunrise Auto Mall, a subprime auto lending company. Commenting on the transition, the company's 10-Q report for the period ended September 30th 2017 reads in part: "Going forward, POTN intends to focus only on the CBD business. Henceforth, the financial statements of PotNetwork Holdings only reflect the one business of Diamond CBD." <http://emerginggrowth.com/wp-content/uploads/2018/02/POTN-01.png>

POTN is operating through Diamond CBD. It is shifting focus away from Sunrise Auto Mall, its subprime auto lending subsidiary

Diamond CBD focuses on research, development and multi-national marketing of premium hemp extracts and has over 15 brands in the market. Its explosive growth in the past year is not only attributable to strong execution by the management, but also broader market trends.

Hemp-based CBD is excluded from the definition of marijuana under the Controlled Substances Act. This means Diamond CBD's products, which are all hemp-based, are federally legal and outside of the purview of the Drug Enforcement Administration. Diamond CBD is therefore not under immediate threat from Attorney General Jeff Session's ongoing war against marijuana. Tellingly, the company has a presence in all 50 states where it distributes its brands through 10,000+ retail outlets.

Diamond CBD faces limited regulatory risks—at least in comparison to marijuana-based CBD players and other players in recreational marijuana. As the differences in legal classification of hemp-based CBD and marijuana-based CBD become clearer over time, players like Diamond CBD may record higher sales due to shifts in consumers' and policymakers' perceptions. This gives it a long-term competitive advantage in the market.

Based on its research, SeeThruEquity expects POTN's revenues to increase to \$22.8 million in 2018 and \$41.1 million in 2019.

Valuation

The positive operational and financial outlook is the basis of SeeThruEquity's \$1.25 price target. Crossing the \$1, which is a psychologically critical price for small cap stocks, will create greater visibility for POTN, allowing it to execute on its short-term plan to uplist shares to the OTCQX.

As interesting as this sounds, the bigger question is whether or not POTN's ambitious price target is grounded in solid fundamentals. In other words, are these sales estimate reasonable; and is \$1.25 a reasonable valuation in view of these estimates?

Before examining valuation metrics such as price to sales ratio and doing peer comparisons, it is first important to interrogate the objectivity of SeeThruEquity's research report. It is not uncommon for small cap stocks to solicit positive analyst coverage with a view to triggering high volume trades and share price appreciation. This is dangerous as overvaluation can lead to a sudden drop in price as well as to increased price and volume volatility when operational information becomes available.

The disclosure segment in the SeeThruEquity report (which is a segment in all research reports that all investors should acquaint themselves with) reads in part: "SeeThruEquity does not accept or receive fees or other compensation for preparing its research reports. SeeThruEquity has not been retained or hired by the company featured herein or by any other party to prepare this report."

Since objectivity seems to be no longer questionable, let us dive into valuation. Price to sales ratio (which is calculated by dividing a company's market cap with the revenue) is the preferred metric for valuating this stock and the broader cannabis sector. Price to sales ratio is preferred over the more traditional price to earnings (PE) ratio when dealing with growth-stage players in emerging industries like cannabis that still have limited or negative earnings.

At the current price of \$0.53 and the 2017 revenue of \$14.5 million, POTN has a price to sales ratio of around 9.8x. At SeeThruEquity's price target of \$1.25 and revenue estimate of \$22.8 million for 2018, POTN will have a potential price to sales ratio of 14.7x which is much lower

 United States

 California

 Florida

Related Topics:

 Pricing

 Regulatory Activity

 Emerging Markets

 Product Management

 Business Development

 Financial Markets

 Legal

Related Industries:

 Courts, Justice and Public Safety [profile]

than the industry average of 51.2x, as illustrated in the SeeThruEquity report. This essentially means that the stock is undervalued at the present—it is below the price target' valuation and the industry average.

<http://emerginggrowth.com/wp-content/uploads/2018/02/POTN-2.png>

Source: SeeThruEquity, data as at 22nd January 2018

As a new industry is introduced to investors, there is typically a lot of speculation about the involved companies due to limited information about these companies and the sector. This usually drives valuation through the roof and can potentially create bubbles. A case in point is the dot com bubble back in the 2000s. At the height of the bubble, the average price-to-sales ratio of the five largest tech companies—Dell, Intel (NASDAQ: INTC), Microsoft (NASDAQ: MSFT), Oracle (NYSE: ORCL) and Cisco (NASDAQ: CSCO)—was 20.57x. As the tech industry matured and more information became available, the sector became more fairly valued. This is illustrated by the average price to sales ratio of 4.3x in the fourth quarter of 2017.

The same dynamic is playing out in the cannabis sector. Since the sector is relatively young, valuations are currently high. They have in fact increased more rapidly in recent months due to hype around legalization in Canada and states like California in the U.S. As noted earlier, the industry average price-to-sales ratio is currently 51.2x. Canadian players like Aurora Cannabis even have a price-to-sales ratio of 130x, underlining the high valuations. Comparatively, POTN is undervalued.

Considering POTN is undervalued, the key concern for investors should be whether the company has the potential to grow sales in line with SeeThruEquity's projections.

Based on past performance, POTN is likely to perform well in 2018. What is not clear at the moment is whether it will be able to grow its revenues to \$22.8 million by end year, as estimated by SeeThruEquity. Past performance is not always an accurate indicator of future performance, especially in a fast paced industry like cannabis where unforeseen regulatory changes can radically reorient the industry's growth trajectory.

Moreover, the cannabis sector is getting more competitive by the day due to its high growth potential. According to the Hemp Business Journal, CBD is one of the fastest growing market categories in the US hemp and legal marijuana industries with an estimated CAGR of 53% till 2020. The hemp industry is projected to grow to \$1.8 billion by 2020, with \$450 million comprising from hemp derived CBD products.

This growth will attract competitors, pressuring POTN to invest more in marketing and business development. As of the third quarter of 2017, competitors such as Medical Marijuana (OTC PINK: MJNA), which also deals with hemp-based CBD, had channeled more than \$337 million in business investments. This is the highly competitive space in which POTN is operating in.

In its 10-Q for the third quarter of 2017, POTN readily admits that it is "involved in a highly competitive industry where it may compete with numerous other companies who offer alternative methods or approaches, who may have far greater resources, more experience, and personnel perhaps more qualified."

Speculative buy

It would be prudent to discount POTN's estimated 2018 sales of \$22.8 million sales by at least 20% to around \$17 million. This is based on the company's performance in the first nine months of 2017. For revenue of \$9.5 million during the period, it had cost of goods of \$5.9 million, representing around 62% of total sales. Working with this logic, the company would need at least \$14.1 million (62 % of \$22.8 million) over and above operating expense to hit the estimate. It may be difficult to raise this kind of money in 2018 given the increased competition and uncertainty that will characterize the sector this year. Raising \$10.5 million is more probable, translating to sales of \$17 million based on historical cost of sales.

Working with a price to sales ratio of 14.7x and projected sales of \$17 million, we give it a price target of \$0.92. The stock might miss the psychologically critical \$1 share price by a whisker, but is still a speculative buy with significant upside potential.

About EmergingGrowth.com

EmergingGrowth.com is a leading independent small cap media portal with an extensive history of providing unparalleled content for the Emerging Growth markets and companies. Through its evolution, EmergingGrowth.com found a niche in identifying companies that can be overlooked by the markets due to, among other reasons, trading price or market capitalization. We look for strong management, innovation, strategy, execution, and the overall potential for long- term growth. Aside from being a trusted resource for the Emerging Growth info-seekers, we are well known for discovering undervalued companies and bringing them to the attention of the investment community. Through our parent Company, we also

have the ability to facilitate road shows to present your products and services to the most influential investment banks in the space.

All information contained herein as well as on the EmergingGrowth.com website is obtained from sources believed to be reliable but not guaranteed to be accurate or all-inclusive. All material is for informational purposes only, is only the opinion of EmergingGrowth.com and should not be construed as an offer or solicitation to buy or sell securities. The information may include certain forward-looking statements, which may be affected by unforeseen circumstances and / or certain risks. EmergingGrowth.com has not been compensated by, and holds no position (long or short) in any company mentioned in this article. Please read our full disclosure, which can be found here, <http://emerginggrowth.com/disclosure/>. Please consult an investment professional before investing in anything viewed within this article or any other portion of EmergingGrowth.com. In addition, please make sure you read and understand the Terms of Use, Privacy Policy and the Disclosure posted on the EmergingGrowth.com website.

Emerging Growth Staff
 EmergingGrowth.com
 305-330-1985
 email us here

© 2018 Acquire Media Corporation. Published by Dun & Bradstreet, Inc., February 2018

AFCEA International Recognizes Exceptional Individuals

GlobeNewswire
 6 February, 2018

San Diego, Feb. 06, 2018 (GLOBE NEWSWIRE) -- Distinguished professionals who support the military and government will be recognized with AFCEA awards for their accomplishments at WEST 2018 in San Diego this week. The winners comprise members of industry, the military services and academia.

Through its annual awards program, AFCEA International recognizes the outstanding contributions of individuals in the communications, electronics, intelligence and information technology disciplines.

Women Appreciation Award Winners 2018

The award recognizes and honors AFCEA members, regardless of gender, who have gone above and beyond expectations to further the careers of women and support the association. To receive this award for 2018, members of the AFCEA International Membership Committee selected:

Ashley Becker, manager, Union Square Innovation Center, Ernst & Young
 Kathleen Berganski, senior manager, cyber operations division, Lockheed Martin Corporation
 Tamara Greenspan, vice president, Oracle Corporation
 Sharon O'Malley Burg, senior adviser, CACI International Inc.
 Abigail Wilson, government cyber security consultant, PricewaterhouseCoopers

Distinguished Young AFCEAN Award





The Distinguished Young AFCEAN Award recognizes and rewards exceptional performance in four areas: leadership and guidance for the Young AFCEAN program; superior technical achievement in the professional arena; a record of going above and beyond expectations at the local AFCEA chapter or regional level; and mentoring other Young AFCEANs. The 2018 winners are:

Christina Bobb, NiSUS Technologies Corporation, Central Maryland Chapter
 Jessica Cremin, Mugar Enterprises, Lexington-Concord Chapter
 TSgt Joshua Hinshaw, USAF, AFLCMC, Montgomery Chapter
 Theresa Holland, Engility, Bethesda Chapter

Related Companies:

-  [Link Solutions, Inc.](#) [profile]
-  [Lockheed Martin Corporation](#) [profile]
-  [Northrop Grumman Corporation](#) [profile]
-  [Ernst & Young LLP](#) [profile]
-  [Lockheed Martin Corporation](#) [profile]
-  [Immixgroup, Inc.](#) [profile]
-  [Afcea International](#) [profile]
-  [Capgemini](#) [profile]

Related Geographies:

-  [North America](#)
-  [United States](#)
-  [Maryland](#)
-  [New York](#)
-  [Texas](#)

Related Topics:

Lloyd McCoy Jr., immixGroup Inc., Northern Virginia Chapter
 Capt. James McDavitt, USAF, Installation and Mission Support Center Detachment 10, ArkLaTex Chapter
 Matt Powell, Gartner, Dayton-Wright Chapter
 Allegra Scott, Northrop Grumman Corporation, Central Maryland Chapter
 Ron Simon, Capgemini, Bonn e.V. Chapter
 1st Lt. Joel Stiffler, USAF, 435th Air & Space Communications Group, Kaiserslautern Chapter
 Sarah Thayer, Phacil Inc., Bethesda Chapter
 Laura Thomas, Link Solutions Inc., Aberdeen Chapter

Regional Distinguished Young AFCEAN Award
 AFCEA Regional Vice Presidents personally select an individual from their region to receive the Regional Distinguished Young AFCEAN Award. The following AFCEANs represent this elite group of individuals:

Tija Brown, Copper River IT, Mid-South Region
 Jessye Chancey-Higginbotham, Software Engineering Services, Great Plains-Rocky Mountain Region
 Laura Durham, Geodesicx, Inc., Carolinas Region
 Alexander Kreth, German Air Force, Central Europe Region
 MSgt Alex Kuh, USAF, U.S. Air Force, Pacific Region
 Sarah Loerzel, U.S. Air Force, New England-Upstate New York Region
 MSgt Andrew Seitz, USAF, Special Missions Directorate, Mid-West Region
 Dr. Daniel Sowders, Vencore Labs, Maryland Region
 Juan Toves, Akima LLC, Texas Region
 Senior Airman Blake Wicker, USAF, U.S. Air Force, Central Europe Region-South West

Emerging Leadership Award
 The Emerging Leadership Award is given for exceptional service to AFCEA at the local and/or international level. It is presented to individuals who have demonstrated continuous leadership in Young AFCEAN activities since winning the Distinguished Young AFCEAN award. This year, the award is being presented to:

Brent Ahlers, Gartner, Dayton-Wright Chapter
 Matthew Deutsch, U.S. Air Force, Lexington-Concord Chapter
 Nicholas Farinacci, TEKsystems, Los Angeles Chapter
 John Foster, Fearless Solutions, Central Maryland Chapter
 Kendra Iozzo, Tensley Consulting Inc., Central Maryland Chapter
 Kristina Kelly, Blackstone Federal, Bethesda Chapter
 Ryan Rene Rosado, Ernst & Young, Alamo Chapter
 Alexa Tsui, Technik Inc., Northern Virginia Chapter

More information about the AFCEA International awards programs is available online.

###

AFCEA International, established in 1946, is a non-profit membership association serving the military, government, industry and academia. Join online.

Attachments:

A photo accompanying this announcement is available at
<http://www.globenewswire.com/NewsRoom/AttachmentNg/cd27e6be-dd74-4b86-80b1-2b7dbc0b8720>


Maryann Lawlor AFCEA International
 (703) 631-6179
mlawlor@afcea.org

Source: AFCEA International

- Management Team
- Related Industries:
- National Security and International Affairs [profile]
- Architecture and Engineering [profile]
- Colleges and Universities [profile]

WALB 10
6 February, 2018










SOURCE Transparency Market Research ALBANY, New York The global sales performance management (SPM) market is flourishing as the tools have emerged as enhanced alternatives to vital enterprise applications such as customer relationship management (CRM) and ...

<http://www.walb.com> 

Related Companies:

-  Entomo Inc. [profile]
-  International Business Machines Corporation [profile]
-  S'Well [profile]
-  Transparency Market Research [profile]
-  Oracle Corporation [profile]
-  Silvon Software, Inc. [profile]
-  Callidus Software Inc. [profile]
-  Altify Ltd. [profile]
-  Accent Technologies, Inc. [profile]

Related Geographies:

-  North America
-  South America
-  Africa
-  Europe
-  Asia
-  Brazil
-  Canada
-  China
-  France
-  Germany
-  India
-  Japan
-  Puerto Rico
-  South Africa
-  United Kingdom

- [United States](#)
- [New York](#)
- Related Topics:
- [Business Strategies](#)
- [Data Security](#)
- [Marketing](#)
- [Market Research](#)
- [Emerging Markets](#)
- [IT](#)
- [Business Development](#)

Provided by Moreover Technologies. Published by Dun & Bradstreet, Inc., February 2018

NTT DATA and Oracle Insurance to Offer End-to-End Solution for Government Payers and Health Plans

ENP Newswire
6 February, 2018

Clients can benefit from lower administrative costs through improved efficiencies.

NTT DATA Services, a recognized leader in global technology services and a Platinum Cloud Standard member of Oracle PartnerNetwork (OPN), today announced a new end-to-end solution in collaboration with Oracle Insurance designed to improve operational efficiencies for government payers and health plans.

The new payment and benefits solution will manage all aspects of health insurance membership, claims payment and benefits operations. The flexibility and scalability it affords will help to lower administrative costs and streamline processes for both government payers and health plans.

'Oracle is a long-term partner of ours and their end-to-end technology is a preferred platform for health insurance plans in the international market,' said Dan Allison, president, healthcare and life sciences, NTT DATA Services. 'This new offering will feature a flexible, open architecture. This will allow our current and future clients to provide innovative, market-specific solutions in the ever-evolving health insurance arena.'

Customers will be able to use the solution for enrollment, premium calculation, claims processing, capitation, benefits adjudication and billing. The solution can be deployed on premise and in a securely-featured private cloud and supports compliance and regulatory demands.

'Pairing NTT DATA Services' broad expertise in the health plan industry with our proven insurance solutions offers payers and health plans the opportunity to reduce complexity, risk and cost,' said Dave Shively, general manager, Oracle Insurance. 'Our collaborative product development will also enable our clients to bring new products to market faster in support of the members they serve.'

Additional benefits customers can experience include:

Scalability for tens of millions of citizens or members

- Related Companies:
- [Ntt Data Services](#) [profile]
- [Oracle Corporation](#) [profile]
- [Ntt Data Corporation](#) [profile]
- Related Geographies:
- [United States](#)
- [Texas](#)
- Related Topics:
- [Regulatory Activity](#)
- [Management Team](#)
- [Legal](#)

Customization for policy nuances, including disability programs and veterans benefit programs

Opportunity to leverage Oracle's global technology talent pool

Reduction in risk with modern, modular commercial off-the-shelf software (COTS)

Seamless, whole-government approach

Option of a Build-Operate-Transfer model or a fully-supported model

360-degree approach to customer and provider experience

Omni-channel capabilities, which broaden reach and accessibility for all stakeholders

Proven global collaboration between Oracle and NTT DATA Services

Trademarks - Oracle and Java are registered trademarks of Oracle and/or its affiliates. Other names may be trademarks of their respective owners.

SHARE

About NTT DATA Services

NTT DATA Services partners with clients to navigate and simplify the modern complexities of business and technology, delivering the insights, solutions and outcomes that matter most. We deliver tangible business results by combining deep industry expertise with applied innovations in digital, cloud and automation across a comprehensive portfolio of consulting, application, infrastructure and business process outsourcing services.

NTT DATA Services, headquartered in Plano, Texas, is a division of NTT DATA Corporation, a top 10 global business and IT services provider with 100,000+ professionals in more than 50 countries, and NTT Group, a partner to 85 percent of the Fortune 100.

About Oracle PartnerNetwork

Oracle PartnerNetwork (OPN) Specialized is the latest version of Oracle's partner program that provides partners with tools to better develop, sell and implement Oracle solutions. OPN Specialized offers resources to train and support specialized knowledge of Oracle products and solutions and has evolved to recognize Oracle's growing product portfolio, partner base and business opportunity. Key to the latest enhancements to OPN is the ability for partners to differentiate through Specializations. Specializations are achieved through competency development, business results, expertise and proven success. To find out more visit <http://www.oracle.com/partners>.

About Oracle

The Oracle Cloud offers complete SaaS application suites for ERP, HCM and CX, plus best-in-class database Platform as a Service (PaaS) and Infrastructure as a Service (IaaS) from data centers throughout the Americas, Europe and Asia. For more information about Oracle (NYSE:ORCL), please visit us at www.oracle.com.

Media Contacts

Louis Adams, +1-972-577-5872 , Louis.Adams@nttdata.com

© 2018 Acquire Media Corporation. Published by Dun & Bradstreet, Inc., February 2018

California Coast Redwoods Named #1 U.S. Travel Destination by Lonely Planet; Save the Redwoods League Makes it Easy to Plan a Trip with New Online Tool

PR Newswire US

6 February, 2018

SAN FRANCISCO, Feb. 6, 2018 /PRNewswire/ -- An estimated 31 million people visit the redwoods each year, so knowing where to go, what to do and how to get there is sure to make your journey one for the books. Since a good trip to the redwoods often begins with the planning, Save the Redwoods League has launched ExploreRedwoods.org. This first-of-its-kind online tool is one of many initiatives the League is launching in 2018, its centennial year. The tool allows visitors to determine and plan what coast redwood and giant sequoia experiences might work best for their next California adventure.

California's Redwood Coast Named #1 U.S. Travel Destination

Lonely Planet named California's Redwood Coast the number one destination in the country to visit in 2018. Located four hours north of San Francisco, this picturesque region spans 175 miles of coastline and is home to towering forests of giant redwood trees that you might recognize from blockbuster film franchises such as Star Wars and Jurassic Park. With Redwood National Park turning 50 this year, travelers can get their share of shinrin-yoku (forest therapy) and experience Humboldt County's quirky new shops, oysters and brewpubs.

Explore Redwoods Trip-Planning Tool

The Explore Redwoods trip-planning tool allows users to discover trails, camping, access to giant ancient trees and more. Users choose their timeframe, desired region and activities of interest, such as family friendly parks, scenic landscapes and special events. The tool then curates numerous possible options to explore. From there, users pick destinations that are best suited to their travel plans and build a custom itinerary for their trip. Itineraries are packed with useful tips and information such as directions, amenities and fees, general park information, weather forecasts, what to pack and more.

Note: Itineraries can be downloaded to a visitor's phone or printed and carried since many parks are located outside of cellphone reception areas.

"We couldn't be happier that Lonely Planet is sharing what we've known for 100 years: The coast redwoods are a must-see destination for everyone," said Jennifer Benito-Kowalski, chief communications officer for Save the Redwoods League. "Whether you are a first-time visitor ready to take in the world's tallest trees, or you are a long-time lover of the redwoods who's looking to discover new hidden gems in the parks, our new trip-planning tool ExploreRedwoods.org allows users to locate a park that's right for them and find out what to do there."

Centennial Anniversary

Save the Redwoods League, one of America's first and most respected conservation organizations, is celebrating 100 years of protecting, restoring and connecting people to the iconic redwoods of California. Established in 1918, the League has protected more than 200,000 acres of majestic redwood forests and helped to create 66 redwood parks and preserves. The League has pioneered innovative, science-based forest-restoration techniques and touched the lives of hundreds of millions of people by connecting them to the marvels of nature throughout the redwood forest.

Free Second Saturdays in Redwood State Parks throughout 2018—Reserve a Parking Pass California State Parks and Save the Redwoods League have teamed up to offer free vehicle day-use passes to more than 40 redwood state parks on the second Saturday of each month in 2018. These Free Redwoods Days (#FreeRedwoodsDays) are made possible by the League and its Centennial sponsor Oracle Corporation. Passes are available for download on a first-come, first-served basis at FreeRedwoodsDays.org and they cover day-use admission and parking fees at select redwood state parks. Hurry passes go fast!

The 2018 dates for Free Redwoods Days are: February 10 | March 10 | April 14 | May 12 | June 9 | July 14 | August 11 | September 8 | October 13 | November 10 | December 8.

Important note: Passes for each Free Redwoods Day will be available for download two weeks before each event at FreeRedwoodsDays.org. Sign up to receive email notifications when the next events' passes are available at savetheredwoods.org/signup.

League staff and select centennial partners also host free guided hikes at select parks on each Free Redwoods Day. Check FreeRedwoodsDays.org for details; space is limited.

Save the Redwoods League recognizes the support of the following travel partners:

Crescent City/Del Norte County Chamber of Commerce & Visitors Bureau Mendocino County

Related Companies:

Save The Redwoods League [profile]

Related Geographies:

North America

United States

California

Related Industries:

Associations and Organizations [profile]

Tourism Commission Tuolumne County – Yosemite Gold Country Yosemite National Park – Delaware North Visit Yosemite Madera County Yosemite/Mariposa County Tourism Bureau Gold Country Visitors Association Mammoth Lakes Tourism Sonoma County Tourism Visit Oakland Visit Santa Cruz County Visit Santa Rosa Tulare Chamber of Commerce

Save the Redwoods League

One of the nation's oldest conservation organizations, Save the Redwoods League has been protecting and restoring redwood forests since 1918, connecting generations of visitors with the beauty and serenity of the redwood forest. Our 19,000 supporters have enabled the League to protect more than 200,000 acres of irreplaceable forest and help create 66 redwood parks and reserves. For more information, go to SaveTheRedwoods.org.

Contact: Ashley Boarman, Landis Communications
 Phone: (415) 359-2312
 Email: redwoods@landispr.com

View original content with multimedia: <http://www.prnewswire.com/news-releases/california-coast-redwoods-named-1-us-travel-destination-by-lonely-planet-save-the-redwoods-league-makes-it-easy-to-plan-a-trip-with-new-online-tool-300593794.html>

SOURCE Save the Redwoods League

© 2018 Acquire Media Corporation. Published by Dun & Bradstreet, Inc., February 2018

Global Human Capital Management Software Market by Technology, Deployment Type, Services, Organization Size and Regional Outlook - Forecast to 2022

SBWire
 5 February, 2018

Pune, India -- (SBWIRE) -- 02/05/2018 -- Human capital management software (HCM software) refers to applications that are intended to help an organization manage and maintain its workforce. Generally speaking, human capital management software is considered to be enterprise class software that can scale up and automate processes like payroll, performance reviews, recruiting and training.

This research report provides an in-depth analysis of the global Human Capital Management Software Market based on enterprise size, services, solution, end-use industry, and geography. The report also provides an analysis of the factors that drive and restrain the growth of the Human Capital Management Software market. It discusses the prevailing market trends, prospective growth opportunities, and major strategies increasing the popularity of the global market. It provides market estimates and forecasts for all the segments in terms of revenue.

Human Capital Management Software Market Estimated to Grow at a CAGR of +5% During Forecast Period

The report covers all the major trends and technologies playing a major role in the market growth over the forecast period. The competition in the global market for Human Capital Management Software will likely heat up in the next couple of years on the back of entry of a substantial number of solution providers. This statistical surveying report presents an all-inclusive assessment of the worldwide market for Human Capital Management Software, taking several market verticals, such as the production capacity, product pricing, the dynamics of demand and supply, sales volume, revenue, and the growth rate of this market into consideration.

Download PDF Sample Copy:
https://www.itintelligencemarkets.com/request_sample.php?id=298

Company Profiled: The Key Players operating in the Human Capital Management Software Market includes Workday, Inc., Oracle Corporation, SAP SE, Kronos, Inc., Automatic Data

Related Companies:

- Cornerstone OnDemand Ltd. [profile]
- Software Group Inc [profile]
- Ceridian Hcm, Inc. [profile]
- Sumtotal Systems LLC [profile]

Related Geographies:

- Asia
- India

Related Topics:

- Marketing
- Market Research
- Pricing
- Product Management

Related Industries:

Processing, LLC, Ultimate Software Group, Inc., IBM, Sumtotal Systems, LLC, Employwise, Inc., Paycom Software, Inc., Ceridian HCM, Inc., Peoplestrategy, Inc., Infor, Cornerstone OnDemand, Inc.



Software

[profile]

The report provides competitive landscape of the Human Capital Management Software market, thereby listing out all the major players according to their geographic presence, market attractiveness and recent key developments. The competitive landscape section of the report gives an overview about the market share of several key players for the year 2017. Moreover, key takeaways section provided at the end of competitive landscape section would help the operating companies to make the best move in the market.

These market estimates have been analyzed by taking into account the impact of different political, social, economic, technological, and legal factors along with the current market dynamics affecting the market growth. Factors including market position, offerings and R&D focus are attributed to company's capabilities. This section also identifies and includes various recent developments carried out by the leading players.

For More Information:

https://www.itintelligencemarkets.com/enquiry_before_buying.php?id=298

The regional analysis of the Global Market splits the global market into key regions that include both continents as well as specific countries that are currently shining in terms of either demand, volume or overall growth. Users of the report can focus on these regions if they are looking to expand their business borders.

The stages of development of Human Capital Management Software market with respect to many geographic regions have also been presented thoroughly. This information which is provided helps the emerging players gain up-to-date information which can help them take perfect business decisions. In similar way, many other segments and sub segments are mentioned in this market helping in conveying impeccable data to the users.

To Get Reasonable Discount:

https://www.itintelligencemarkets.com/ask_for_discount.php?id=298

Table of Contents

Global Human Capital Management Software Market Research Report 2017
 Chapter 1 Human Capital Management Software Market Overview
 Chapter 2 Global Economic Impact on Industry
 Chapter 3 Global Market Competition by Manufacturers
 Chapter 4 Global Production, Revenue (Value) by Region
 Chapter 5 Global Supply (Production), Consumption, Export, Import by Regions
 Chapter 6 Global Production, Revenue (Value), Price Trend by Type
 Chapter 7 Global Market Analysis by Application
 Chapter 8 Manufacturing Cost Analysis
 Chapter 9 Industrial Chain, Sourcing Strategy and Downstream Buyers
 Chapter 10 Marketing Strategy Analysis, Distributors/Traders
 Chapter 11 Market Effect Factors Analysis
 Chapter 12 Global Market Forecast

For more information on this press release visit: <http://www.sbwire.com/press-releases/global-human-capital-management-software-market-by-technology-deployment-type-services-organization-size-and-regional-outlook-forecast-to-2022-927342.htm>

Media Relations Contact

Sunny Denis
 It Intelligence Markets
 Telephone: +91 705-760-0700
 Email: [Click to Email Sunny Denis](#)
 Web: <https://www.itintelligencemarkets.com/>

© 2018 Acquire Media Corporation. Published by Dun & Bradstreet, Inc., February 2018

Cloud Computing in Industrial IoT Market: Result Associated with Existing and Promising Market, Forecast-2022

SBWire
5 February, 2018

Pune, India -- (SBWIRE) -- 02/05/2018 -- The Industrial Internet of Things (IIoT) represents a substantial opportunity for both the centralized cloud "as a service" model for software, platforms, and infrastructure as well as distributed computing often referred to as Fog Computing wherein IIoT edge computing will avail industry of real-time processing and analytics.

The report on Cloud Computing In Industrial IoT market is a source of expansive ideas, statistical data, and detailed information, which has the potency to ensure profit of an enterprises. It gives a basic overview of the industry which includes definition, applications, classifications, and industry chain structure. Extensive development plans and policies are discussed meticulously. There also exists a cost study and manufacturing structures with perfect explanation.

Get Sample copy of this Report @: <http://www.qyreports.com/request-sample/?report-id=65093>

Companies Profiled in this report includes, Acronis International GmbH, Asigra Inc., Barracuda Networks, Inc., Carbonite, Inc., Code42 Software, Inc., Datto, Inc., Druva Software, IBM, Iron Mountain Incorporated, Microsoft Corporation, Oracle Corporation, Veeam Software

This report defines the specifications, applications, classifications of Cloud Computing In Industrial IoT market and explains the industrial chain structure in detail. Recent policies and developments are researched in depth to help enhance this report. A detailed cost structure is examined and prices are coated by labors, raw material supplier and others. An insight about demand supply chain is also mentioned in detail.

Get 20% Discount on this Report @: <http://www.qyreports.com/ask-for-discount/?report-id=65093>

Microeconomic and macroeconomic factors which affect the Cloud Computing In Industrial IoT market and its growth, both positive and negative, are also studied. The report features the impact of these factors on the ongoing market throughout the mentioned forecast period. The upcoming changing trends, factors driving as well as restricting the growth of the market are mentioned.

Initially, the Cloud Computing In Industrial IoT producing an analysis of the most important trade players based on their company profiles, annual revenue, sales margin, growth aspects is additionally lined during this report, which is able to facilitate alternative Cloud Computing In Industrial IoT market players in driving business insights.

Enquiry before Buying @: <http://www.qyreports.com/enquiry-before-buying/?report-id=65093>

The report gives a SWOT analysis of the new projects in the international and Cloud Computing In Industrial IoT_ market, investment feasibility, development trends, and investment return analysis of these projects. Study of the Cloud Computing In Industrial IoT market's competitive landscape includes data facts and figures about leading countries and suppliers' capacity, cost-structures, production values, profits, and gross margins of key businesses operating in the market over the report's review period. The report also provides details such as product picture and specification, and contact information of the companies profiled in the Cloud Computing In Industrial IoT market's manufacturer analysis segment.

Table of Contents

Global Cloud Computing In Industrial IoT Market Research Report
Chapter 1 Cloud Computing In Industrial IoT Market Overview
Chapter 2 Global Economic Impact on Industry
Chapter 3 Global Market Competition by Manufacturers
Chapter 4 Global Production, Revenue (Value) by Region
Chapter 5 Global Supply (Production), Consumption, Export, Import by Regions
Chapter 6 Global Production, Revenue (Value), Price Trend by Type
Chapter 7 Global Market Analysis by Application
Chapter 8 Manufacturing Cost Analysis
Chapter 9 Industrial Chain, Sourcing Strategy and Downstream Buyers
Chapter 10 Marketing Strategy Analysis, Distributors/Traders

Related Companies:

- Druva Software [profile]
- Asigra Inc [profile]
- Code42 Software, Inc. [profile]

Related Geographies:

- Asia
- India

Related Topics:

- Marketing
- Competitive Intelligence
- Market Research
- Pricing
- Product Management

Chapter 11 Market Effect Factors Analysis
 Chapter 12 Global Cloud Computing In Industrial IoT Market Forecast

For more information on this press release visit: <http://www.sbwire.com/press-releases/cloud-computing-in-industrial-iot-market-result-associated-with-existing-and-promising-market-forecast-2022-927315.htm>

Media Relations Contact


Jones John
 QYReports
 Telephone: +91-9764607607
 Email: [Click to Email Jones John](#)
 Web: <http://www.qyreports.com/>

© 2018 Acquire Media Corporation. Published by Dun & Bradstreet, Inc., February 2018



Amazon Up 23.4% YTD on AWS Cloud Strength

Investopedia
 5 February, 2018

Shares of e-commerce and cloud computing giant Amazon.com Inc. (AMZN) are already up 23.4% year-to-date (YTD) , bringing the stock's most recent 12-month gain to a whopping 72.8% as the Street cheers its growing dominance across its high-margin segments. Of ...

<https://www.investopedia.com> 

Related Companies:

-  International Business Machines Corporation [profile]
-  Cisco Systems, Inc. [profile]
-  Bank of America [profile]
-  Oracle Corporation [profile]
-  Salesforce.com, Inc. [profile]
-  Sap Se [profile]
-  Amazon.com, Inc. [profile]
-  Amazon Web Services, Inc. [profile]

Provided by Moreover Technologies. Published by Dun & Bradstreet, Inc., February 2018


Global SME Big Data Market CAGR of +43% by 2021- Regional Outlook, Application Development Potential, Price Trends, Competitive Market Share

SBWire
 5 February, 2018

Pune, India -- (SBWIRE) -- 02/05/2018 -- Our analysts forecast the Global SME Big Data Market to grow at a CAGR of +43% over the period 2016-2021.

Big data solutions include a wide range of hardware, software, and services required for

Related Companies:

-  Splunk Inc. [profile]

processing and analyzing structured and unstructured data that is too big for traditional data processing tools to manage. These data are generated by various sources such as mobile devices, digital repositories, and enterprise applications and range in size from terabytes (10¹² bytes) to petabytes (10¹⁵ bytes) and even exabytes (10¹⁸ bytes). Due to the considerably large size of big data, it is difficult for SMEs to manage and analyze the data using existing traditional data processing tools.

Get Sample Report @ <http://qyreports.com/request-sample?report-id=14475>

The power to help in recalculating the entire risk portfolios within minutes provides support to organizations that are growing further having a positive effect over this market. These analysis also helps in detecting fraudulent behavior within organization before it gets affected along with saving cost and time. These optimizing offerings by new product development thereby assisting in smart decision making. The report analyzes the entire demand and supply chain of the Global SME Big Data Market and studies the various components.

Key Players Profiled in this Report:

Hewlett-Packard Co., IBM Corp., Oracle Corp., Teradata Corp., Amazon Web Services, Inc., Cloudera, Inc., Couchbase Inc., EMC Corp., Google Inc., Microsoft Corp., SAP AG, Splunk Inc.

Get Reasonable Discount on this Report @ <http://qyreports.com/ask-for-discount?report-id=14475>

Under the overall analysis of the market, the researchers have shed light on the sales price, sales, and capacity factors. The sales price analysis of the world SME Big Data market has been offered for the year 2016 based on company segment. However, a seven-year review period has been taken into consideration for assessing global sales price. A parallel pattern of analysis has been practiced for evaluating sales and capacity factors that include growth rate.

For a detailed competitive analysis, the Global SME Big Data Market is segmented on the basis of region, application, and product type. By region, the global sales market is divided into Asia-pacific, Europe, Latin America, the Middle East and Africa, and North America. Major industries are concentrating on distributing their products and services across various provinces. Moreover, acquisitions and unions from some of the leading administrations are on the cards in the near future. Efforts are being taken by most of the companies to improve their research and development activities to introduce innovations. All these factors are predicted to propel the Global SME Big Data Market.

For More Information: <http://qyreports.com/enquiry-before-buying?report-id=14475>

Table of Contents

Global SME Big Data Market Research Report 2016

Chapter 1 Global SME Big Data Market Overview

Chapter 2 Global Economic Impact on Industry

Chapter 3 Global SME Big Data Market Competition by Manufacturers

Chapter 4 Global Production, Revenue (Value) by Region

Chapter 5 Global Supply (Production), Consumption, Export, Import by Regions

Chapter 6 Global Production, Revenue (Value), Price Trend by Type

Chapter 7 Global SME Big Data Market Analysis by Application

Chapter 8 Manufacturing Cost Analysis

Chapter 9 Industrial Chain, Sourcing Strategy and Downstream Buyers

Chapter 10 Marketing Strategy Analysis, Distributors/Traders

Chapter 11 Market Effect Factors Analysis

More light has been shed upon the SME Big Data market by the manufacturer with types of product, sales location, and manufacturing base distribution in mind. The report has also explained the competitive situations and trends prevailing in the market. In this regard, strategies such as expansion, mergers, and acquisition and market concentration rate have been analyzed. For a deeper study of key players operating in the market, the authors have shared the market share of top three and five manufacturers.

For more information on this press release visit: <http://www.sbwire.com/press-releases/global-sme-big-data-market-cagr-of-43-by-2021-regional-outlook-application-development-potential-price-trends-competitive-market-share-926612.htm>

Media Relations Contact

Teradata Corporation [profile]

Sap Se [profile]

EMC Corporation [profile]

Related Geographies:

Asia

India

Related Topics:

Marketing

Competitive Intelligence

Market Research

Pricing

Product Introduction


Fraud

Product Management


Structure & Ownership

Legal

Jones John
QYReports
Telephone: +91-9764607607
Email: [Click to Email Jones John](#)
Web: <http://www.qyreports.com/>



© 2018 Acquire Media Corporation. Published by Dun & Bradstreet, Inc., February 2018



Oracle Corporation

Competitors Report

CompanyName	Location	Employees	Ownership
Accenture Public Limited Company	Dublin, Co Dublin, Ireland	288,834	Public
Akana, Inc.	Louisville, Colorado, United States	50	Private
Automatic Data Processing, Inc.	Roseland, New Jersey, United States	58,000	Public
Autonomy Inc.	San Francisco, California, United States	79	Private
BMC Software, Inc.	Houston, Texas, United States	6,900	Private
Ca, Inc.	New York, New York, United States	11,800	Public
Ceridian LLC	Minneapolis, Minnesota, United States	350	Partnership
Cisco Systems, Inc.	San Jose, California, United States	72,900	Public
Core Security Sdi Corporation	Roswell, Georgia, United States	85	Private
EMC Corporation	Hopkinton, Massachusetts, United States	72,000	Private
Fujitsu Technology Solutions (Holding) B.V.	Maarsse, Utrecht, Netherlands	11,955	Private
HEWLETT PACKARD ENTERPRISE COMPANY	Palo Alto, California, United States	195,000	Public
Hitachi, Ltd.	Chiyoda-Ku, Tokyo, Japan	335,244	Public
HP Inc.	Palo Alto, California, United States	49,000	Public
Infor (us), Inc.	Alpharetta, Georgia, United States	3,980	Private
Informatica LLC	Redwood City, California, United States	3,664	Private
Intel Corporation	Santa Clara, California, United States	106,000	Public
International Business Machines Corporation	Armonk, New York, United States	380,300	Public
Jda Software Group, Inc.	Scottsdale, Arizona, United States	6,196	Private
Manhattan Associates, Inc.	Atlanta, Georgia, United States	2,930	Public
Micro Focus Software Inc.	Provo, Utah, United States	5,000	Private
Microsoft Corporation	Redmond, Washington, United States	135,000	Public
Microstrategy Incorporated	Vienna, Virginia, United States	1,947	Public
NCR Corporation	Duluth, Georgia, United States	33,500	Public
Open Text Corporation	Waterloo, Ontario, Canada	8,500	Public
Pegasystems Inc.	Cambridge, Massachusetts, United States	3,908	Public
Progress Software Corporation	Bedford, Massachusetts, United States	1,462	Public
Quest Software, Inc.	Aliso Viejo, California, United States	3,850	Private
Red Hat, Inc.	Raleigh, North Carolina, United States	10,500	Public
Salesforce.com, Inc.	San Francisco, California, United States	25,000	Public
Sap Se	Walldorf, Baden-Württemberg, Germany	80,609	Public
Sas Institute Inc.	Cary, North Carolina, United States	13,147	Private
Software Ag	Darmstadt, Hessen, Germany	4,381	Public
Successfactors, Inc.	South San Francisco, California, United States	1,047	Private
Teradata Corporation	Miamisburg, Ohio, United States	11,300	Public
The Sage Group PLC.	Newcastle-Upon-Tyne, United Kingdom	13,795	Public
Tibco Software Inc.	Palo Alto, California, United States	4,000	Private
Workday, Inc.	Pleasanton, California, United States	6,600	Public

Published by Dun & Bradstreet, Inc., Feb, 2018

Oracle Corporation

Significant Developments

Oracle Authorizes Repurchase Of Up To Additional \$12.0 Bln Of Common Stock

Feb 02, 2018

Feb 2 (Reuters) - Oracle Corp ::ORACLE SAYS BOARD AUTHORIZED REPURCHASE OF UP TO AN ADDITIONAL \$12.0 BILLION OF COMMON STOCK UNDER AN EXISTING SHARE REPURCHASE PROGRAM? - SEC FILING.

Rimini Street Files Court Petition To Recover Additional \$32 Million From Oracle

Jan 24, 2018

Jan 24 (Reuters) - Rimini Street Inc ::RIMINI STREET FILES COURT PETITION TO RECOVER ADDITIONAL \$32 MILLION FROM ORACLE.AMOUNT SOUGHT IS IN ADDITION TO ANNOUNCED FAVORABLE APPEAL DECISION THAT SHOULD RESULT IN A REFUND OF UP TO NEARLY \$50 MILLION FROM ORACLE.COMPANY IS ASKING COURT OF APPEALS TO REHEAR CALCULATION OF \$22 MILLION IN PREJUDGMENT INTEREST.COMPANY IS ALSO ASKING COURT OF APPEALS TO REHEAR AWARD OF \$12 MILLION IN NON-TAXABLE COSTS.

Oracle Corp says Samsonite Europe Is Extending Alliance With Oracle Retail To Adopt Order Broker Cloud Service

Jan 12, 2018

Jan 12 (Reuters) - Oracle Corp ::ORACLE CORP - SAMSONITE EUROPE IS EXTENDING THEIR ALLIANCE WITH ORACLE RETAIL TO ADOPT ORDER BROKER CLOUD SERVICE.

Nfusz Inc Enters Agreement With Oracle's Unit To Develop Application

Jan 03, 2018

Jan 3 (Reuters) - Nfusz Inc ::NFUSZ INC SAYS ON JANUARY 2, CO ENTERED INTO AGREEMENT WITH ORACLE'S UNIT PURSUANT TO WHICH CO AGREED TO DEVELOP APPLICATION - SEC FILING.NFUSZ INC SAYS APPLICATION TO FACILITATE INTEGRATION OF NOTIFICRM INTERACTIVE VIDEO MESSAGING TECHNOLOGY INTO NETSUITE SOFTWARE-AS-A-SERVICE PLATFORM.NFUSZ INC - AGREEMENT PROVIDES THAT DEVELOPMENT OF APPLICATION, WHICH WILL BE UNDERTAKEN JOINTLY BY CO AND ORACLE, WILL BE COMPLETED WITHIN ONE YEAR.

Aconex Announces Acquisition Proposal By Oracle ?

Dec 17, 2017

Dec 18 (Reuters) - Aconex Ltd ::?PROPOSED THAT ORACLE WILL ACQUIRE 100 PERCENT OF SHARES IN ACONEX BY WAY OF A SCHEME OF ARRANGEMENT FOR A\$7.80 IN CASH PER SHARE?.OFFER PRICE IMPLIES A FULLY DILUTED MARKET CAPITALISATION OF A\$1.6 BILLION.CO'S DIRECTORS UNANIMOUSLY RECOMMEND & INTEND TO VOTE SHARES IN THEIR CONTROL IN FAVOUR OF PROPOSED SCHEME.CO'S SHAREHOLDERS TO HAVE OPPORTUNITY TO VOTE ON SCHEME AT SCHEME MEETING IN MARCH, 2018.

Oracle Corp Q2 GAAP Earnings Per Share \$0.52

Dec 14, 2017

Dec 14 (Reuters) - Oracle Corp ::Q2 GAAP EPS UP 8% TO \$0.52 AND NON-GAAP EPS UP 14% TO \$0.70.Q2 GAAP EARNINGS PER SHARE \$0.52.Q2 REVENUE \$9.6 BILLION VERSUS I/B/E/S VIEW \$9.57 BILLION.Q2 EARNINGS PER SHARE VIEW \$0.68 -- THOMSON REUTERS I/B/E/S.Q2 NON-GAAP EARNINGS PER SHARE \$0.70.QTRLY NON-GAAP OPERATING MARGIN 44% VERSUS 41% REPORTED LAST QUARTER.QTRLY HARDWARE REVENUES \$940 MILLION VERSUS \$1,014 MILLION.ORACLE - OVERALL CLOUD REVENUE GROWTH OF 44% DROVE QUARTERLY REVENUE AND EARNINGS HIGHER.ORACLE - BOARD INCREASED AUTHORIZATION FOR SHARE REPURCHASES BY \$12 BILLION.QTRLY CLOUD SOFTWARE AS A SERVICE (SAAS) REVENUES WERE UP 55% TO \$1.1 BILLION.QTRLY CLOUD PLATFORM AS A SERVICE (PAAS) PLUS INFRASTRUCTURE AS A SERVICE (IAAS) REVENUES WERE UP 21% TO \$396 MILLION.SAYS EXPECTS CLOUD BUSINESS TO "CONTINUE TO GROW".SAYS EXPECTS TO SELL AROUND \$2 BILLION IN NEW ENTERPRISE SAAS APPLICATION CLOUD SUBSCRIPTIONS OVER COMING FOUR QUARTERS.

Disney Board Elects Oracle And Illumina CEOs As Directors

Dec 07, 2017

Dec 7 (Reuters) - Walt Disney Co. : DISNEY BOARD ELECTS ORACLE'S SAFRA CATZ AND ILLUMINA'S FRANCIS A. DESOUZA AS DIRECTORS. WALT DISNEY CO - ELECTIONS OF CATZ AND DESOUZA ARE EFFECTIVE FEBRUARY 1, 2018. WALT DISNEY CO - ELECTION OF 2 NEW DIRECTORS: SAFRA CATZ, CEO OF ORACLE, AND FRANCIS DESOUZA, CEO OF BIOTECHNOLOGY FIRM ILLUMINA INC.

Jana Partners dissolves sole share stake in Altice USA, Blue Apron, HPE
Nov 14, 2017

Nov 14 (Reuters) - Jana Partners LLC : Dissolves sole share stake in Altice USA - SEC filing. Dissolves sole share stake in Blue Apron. Dissolves sole share stake in Hewlett Packard Enterprise. Takes sole share stake of 150,000 shares in Oracle. Cuts sole share stake in Pandora Media by 19.2 percent to 16.3 million shares. Ups sole share stake in Molina Healthcare by 52.5 percent to 2.1 million shares. Takes sole share stake of 1.3 million shares in Jack in the Box. Ups sole share stake in Zimmer Biomet Holdings by 45.9 percent to 4.7 million shares. Change in holdings are as of Sept. 30, 2017 and compared with the previous quarter ended as of June 30, 2017.

Oracle Health Sciences says Everest Group PEAK Matrix names co as top leader
Nov 14, 2017

Nov 14 (Reuters) - Oracle Corp : Everest Group PEAK Matrix assessment for life sciences clinical trial products names Oracle Health Sciences as a top leader.

Oracle Corp files for offering of up to \$10 billion
Nov 08, 2017

Nov 8 (Reuters) - Oracle Corp : Oracle Corp files a final pricing term sheet for five-part offering of a total of up to \$10.00 billion - SEC filing.

Oracle Corp files for potential five-part notes offering size not disclosed
Nov 07, 2017

Nov 7 (Reuters) - Oracle Corp : Oracle Corp files for potential five-part notes offering; size not disclosed - SEC Filing. Oracle Corp says notes will be issued in book-entry form only, in denominations of \$2,000 and multiples of \$1,000 thereafter.

?Equinix to launch direct access to Oracle Cloud infrastructure in 16 new markets?
Oct 23, 2017

Oct 23 (Reuters) - Equinix Inc : Equinix to launch direct access to Oracle Cloud infrastructure in 16 additional markets?. Equinix says to launch direct access to Oracle Cloud infrastructure in 16 additional markets across North America and Europe?.

Oracle names IBM as strategic HR BPO provider
Oct 10, 2017

Oct 10 (Reuters) - International Business Machines Corp : Oracle names IBM as strategic HR BPO provider. Oracle Corp - ?named IBM as a strategic partner to provide business process outsourcing for human resources delivered on Oracle HCM cloud platform?.

Oracle introduces a 100 pct self-driving autonomous database
Oct 02, 2017

Oct 2 (Reuters) - Oracle Corp : Oracle says introduced Oracle Autonomous Database Cloud, a 100 percent self-driving autonomous database, and new automated cyber defense applications.

Oracle Corp says CEO Safra Catz's FY 2017 total compensation was \$40.73 mIn - SEC Filing
Sep 28, 2017

Sept 28 (Reuters) - Oracle Corp : Oracle Corp says CEO Safra Catz's FY 2017 total compensation was \$40.73 million versus \$40.94 million in FY 2016 - SEC Filing. Oracle Corp says chairman and CTO Lawrence Ellison's FY 2017 total compensation was \$41.3 million versus \$41.52 million in FY 2016. Oracle Corp says CEO Mark Hurd's FY 2017 total compensation was \$40.83 million versus \$41.12 million in FY 2016.

Oracle Netsuite announces expansion of business operations in South Africa
Sep 26, 2017

Sept 26 (Reuters) - Oracle Netsuite - :Oracle Netsuite announces expansion of business operations in South Africa.

Oracle says in Q1 of 2018, management supplemented 2017 restructuring plan to reflect additional actions that co expects to take??
Sep 18, 2017

Sept 19 (Reuters) - Oracle Corp :Oracle Corp - in Q1 of fiscal 2018, management supplemented 2017 restructuring plan to reflect additional actions that co expects to take??.Oracle Corp says recorded \$124 million of restructuring expenses related to 2017 restructuring plan in first three months of 2018 - SEC filing.Oracle Corp says expects to incur majority of estimated remaining \$475 million expenses under 2017 restructuring plan through 2018-end.

Oracle Corp reports Q1 GAAP earnings per share \$0.52
Sep 14, 2017

Sept 15 (Reuters) - Oracle Corp :Q1 fy18 GAAP eps up 19 pct to \$0.52 and non-GAAP eps up 12 pct to \$0.62.Q1 GAAP earnings per share \$0.52.Q1 earnings per share view \$0.60 - Thomson Reuters I/B/E/S.Q1 non-GAAP earnings per share \$0.62.Q1 revenue \$9.2 billion versus I/B/E/S view \$9.03 billion.Qtrly ?total revenues were up 7 pct from prior year to \$9.2 billion?.Oracle Corp qtrly ?cloud platform as a service (paas) plus infrastructure as a service (iaas) revenues were up 28 pct to \$400 million?.Oracle Corp - qtrly ?cloud software as a service (saas) revenues were up 62 pct to \$1.1 billion?.Oracle Corp - qtrly ?cloud platform as a service (paas) plus infrastructure as a service (iaas) revenues were up 28 pct to \$400 million?.Oracle Corp qtrly hardware revenue \$?943? million versus \$996 million.Oracle Corp - qtrly ?total cloud revenues were up 51 pct to \$1.5 billion?.Oracle Corp - qtrly ?non-GAAP operating margin was 41 pct?.Oracle Corp - ?"in a couple of weeks, we will announce world's first fully autonomous database cloud service"?.Oracle Corp - ?board of directors also declared a quarterly cash dividend of \$0.19 per share of outstanding common stock.?

Oracle announces Oracle banking payments offering
Aug 08, 2017

Aug 8 (Reuters) - Oracle Corp :Oracle announces oracle banking payments offering.Announced worldwide release of its oracle banking payments solution?.

TGI Fridays to implement bar tab from Mastercard and Oracle
Jul 19, 2017

July 19 (Reuters) - Oracle Corp ::Says ?TGI Fridays, Oracle And Mastercard announced launch of bar tab at their Leicester square location?.Oracle - ?after today's initial debut, TGI Fridays plans to deploy app to 80 additional locations in UK by end of 2017?.

Bank of America selects Oracle Cloud for ERP and Financials
Jun 26, 2017

June 26 (Reuters) - Oracle Corp::Bank of America selected company's cloud-based ERP and financial applications for its international general ledger and its broker-dealer systems.

Oracle inks new cloud deal with Bank of America - CNBC
Jun 26, 2017

June 26 (Reuters) - :Oracle inks new cloud deal with Bank of America - CNBC.

Oracle reports Q4 earnings per share \$0.76
Jun 21, 2017

June 21 (Reuters) - Oracle Corp -:Q4 FY17 gaap eps up 15% to \$0.76 and non-gaap eps up 10% to \$0.89.Q4 gaap earnings per share \$0.76.Q4 revenue \$10.9 billion versus I/B/E/S view \$10.45 billion.Q4 earnings per share view \$0.78 -- Thomson Reuters I/B/E/S.Q4 non-gaap earnings per share \$0.89.Qtrly operating margin was 37%.Oracle Corp qtrly cloud paas (platform as a service) plus iaas (infrastructure as a service) revenues were up 40% to \$397 million.Oracle Corp says comparing q4 2017 to q4 last year, saas (software as a service) cloud revenues were up 67% to \$964 million.Oracle Corp qtrly non-gaap operating margin was 46%.Oracle Corp qtrly hardware revenue \$1,114 million versus \$1,283 million.Sets quarterly cash dividend of \$0.19per share.Oracle Corp - expect earnings per share growth to accelerate in fiscal 2018.Oracle Corp- "sold \$855 million of new annually recurring cloud revenue (arr) in Q4, putting us

over our \$2 billion arr bookings goal for fiscal year 2017".Oracle Corp - "expect to sell a lot more than \$2 billion in new cloud arr in fiscal year 2018".Oracle Corp - in coming year, expect more of big customers to migrate their oracle databases and database applications to oracle cloud.Oracle Corp qtrly total revenues were up 3 percent to \$10.9 billion.

Oracle says change of chairman and chief executive officer
Jun 05, 2017

June 5(Reuters) - Oracle Corp Japan <4716.T>: Says it names current president and chief executive officer Hiroshige Sugihara as new chairman .Says it names Frank Obermayer as new chief executive officer .Says effective June 5.

Oracle and AT&T enter into strategic agreement
May 04, 2017

May 4 (Reuters) - Oracle Corp ::Oracle and AT&T enter into strategic agreement.Oracle - AT&T signed agreement to move thousands of large scale internal databases to co's cloud infrastructure as a service and platform as a service.Oracle says AT&T will migrate thousands of existing oracle databases containing petabytes of data plus associated applications workloads to oracle cloud.

ORACLE NETSUITE GLOBAL BUSINESS UNIT PLANS INCREASE DATA CENTER FOOTPRINT TO 11
Apr 25, 2017

April 25 (Reuters) - Oracle Netsuite Global Business Unit: :ORACLE NETSUITE GLOBAL BUSINESS UNIT SAYS PLANS TO MORE THAN DOUBLE ITS DATA CENTER FOOTPRINT FROM FIVE DATA CENTERS GLOBALLY TO 11.ORACLE NETSUITE GLOBAL BUSINESS UNIT - IN ASIA PACIFIC, NETSUITE PLANS TO INITIALLY LAUNCH FACILITIES IN AUSTRALIA, SINGAPORE FOLLOWED BY JAPAN, CHINA.

Oracle buys Moat
Apr 18, 2017

April 18 (Reuters) - Oracle Corp ::Oracle buys Moat.As per deal, Moat will join Oracle Data Cloud.Oracle Corp - Moat will remain an independent platform within Oracle Data Cloud.

Oracle reports collaboration with Numerix
Mar 21, 2017

Oracle Corp :Oracle - Oracle Financial Services Analytical Applications has announced a collaboration with Numerix.

Oracle Corp posts Q3 adj. earnings per share \$0.69
Mar 15, 2017

Oracle Corp : Q3 FY17 GAAP EPS up 6 pct to \$0.53 and non-GAAP EPS up 7 pct to \$0.69 . Q3 GAAP earnings per share \$0.53 . Q3 earnings per share view \$0.62 -- Thomson Reuters I/B/E/S . Q3 non-GAAP earnings per share \$0.69 . Qtrly total revenues were \$9.2 billion, up 2 pct in U.S. dollars and up 3 pct in constant currency . Oracle Corp - qtrly cloud software as a service (saas) and platform as a service (paas) revenues were \$1.0 billion, up 73 pct in U.S. dollars . Oracle Corp - qtrly operating margin was 32 pct . Oracle - Qtrly total cloud revenues, including infrastructure as a service (iaas), were \$1.2 billion, up 62 pct in U.S. dollars and up 63 pct in constant currency . Oracle corp - qtrly non-GAAP operating margin was 43 pct . Qtrly non-GAAP total revenues were \$9.3 billion, up 3 pct in U.S. dollars and up 4 pct in constant currency . Oracle Corp - Oracle also announced that its board of directors declared a quarterly cash dividend of \$0.19 per share of outstanding common stock . Oracle Corp - quarterly cash dividend of \$0.19 per share of outstanding common stock, reflecting 27 pct increase over current quarterly dividend of \$0.15 . Qtrly total hardware revenue \$1.03 billion . Oracle corp says "our new gen2 iaas is both faster and lower cost than Amazon web services" .Q3 revenue view \$9.26 billion -- Thomson Reuters I/B/E/S.

Oracle Corp expands Oracle cloud platform's data integration offerings with launch of Oracle data integrator cloud
Feb 13, 2017

Oracle Corp :Oracle Corp - expanded Oracle cloud platform 's data integration offerings with launch of oracle data integrator cloud.

Oracle Corporation

Financial Health

Redwood City, California, United States, Tel: 650-506-7000, URL: http://www.oracle.com

Financials in: (mil)

Except for share items (millions) and per share items (actual units)

Key Indicators (mil)						
	Quarter Ending 30-Nov-2017	Quarter Ending Yr Ago	Annual Year End 31-May-2017	1 Year Growth	3 Year Growth	5 Year Growth
Total Revenue (?)	9,621.0	6.49%	37,728.0	1.84%	-0.48%	0.32%
Research and Development ¹ (?)	1,475.0	-2.32%	6,159.0	6.43%	6.13%	6.37%
Operating Income ¹ (?)	3,069.0	1.05%	12,710.0	0.84%	-4.86%	-1.50%
Net Income ¹ (?)	2,233.0	9.89%	9,335.0	4.88%	-5.19%	-1.33%
Basic EPS ¹ (?)	0.54	8.00%	2.27	7.58%	-2.11%	2.67%
Capital Expenditures ² (?)	-599.0	-20.87%	-2,021.0	69.97%	51.54%	25.54%
Cash from Operating Activities ² (?)	850.0	-21.73%	14,126.0	3.22%	-1.81%	0.55%
Free Cash Flow ² (?)	251.0	-23.71%	12,105.0	-3.13%	-5.49%	-1.56%
Total Assets ³ (?)	138,762.0	12.27%	134,991.0	20.33%	14.34%	11.50%
Total Liabilities ³ (?)	82,894.0	10.32%	81,131.0	25.03%	23.17%	18.56%
Total Long-Term Debt (?)	58,170.0	15.21%	48,112.0	19.97%	28.63%	28.89%
Employees ³ (?)	-	-	138000	1.47%	4.19%	3.71%
Total Common Shares Outstanding ³ (?)	4,143.0	0.97%	4,137.0	0.15%	-2.50%	-3.35%
Market Cap (?)	203,255.6	23.26%	187,778.4	13.07%	0.07%	7.66%
1-ExchangeRate: USD to Average for Period	1.000000		1.000000			
2-ExchangeRate: USD to Average for Period	1.000000		1.000000			
3-ExchangeRate: USD to Period End Date	1.000000		1.000000			

Key Ratios						
	31-May-2017	31-May-2016	31-May-2015	31-May-2014	31-May-2013	
Profitability						
Gross Margin (?)	80.20%	79.81%	80.30%	81.09%	80.15%	
Operating Margin (?)	33.69%	34.02%	36.29%	38.56%	39.49%	
Pretax Margin (?)	30.53%	30.89%	33.57%	35.80%	37.38%	
Net Profit Margin (?)	24.74%	24.03%	26.00%	28.62%	29.38%	
Financial Strength						
Current Ratio (?)	3.08	3.74	4.11	3.34	3.24	
Long-Term Debt/Equity (?)	0.89	0.85	0.82	0.48	0.41	
Total Debt/Equity (?)	1.08	0.93	0.86	0.51	0.41	
Interest Coverage (?)	7.41	8.80	12.23	15.99	18.44	
Management Effectiveness						
Return on Assets (?)	7.55%	7.98%	9.88%	12.73%	13.64%	
Return on Equity (?)	18.46%	18.55%	20.80%	23.94%	24.74%	
Efficiency						
Receivables Turnover (?)	7.06	6.73	6.53	6.31	5.98	
Inventory Turnover (?)	29.18	28.44	29.95	33.73	37.08	
Asset Turnover (?)	0.31	0.33	0.38	0.44	0.46	

Market Valuation (mil)

Price/Book (?)	3.50	Revenue/Share (?)	9.14
Book Value/Share (?)	13.50	P/E Ratio (?)	20.29
Enterprise Value ² (?)	207,453.0	Market Cap ¹ (?)	218,364.0
1-ExchangeRate: USD to on 26-Jan-2018	1.000000		
2-ExchangeRate: USD to on 26-Jan-2018	1.000000		

© 2018 Morningstar. All Rights Reserved.
Published by Dun & Bradstreet, Inc., February 2018.

Oracle Corporation

Annual Income Statement

Redwood City, California, United States, Tel: 650-506-7000, URL: http://www.oracle.com

Financials in: (mil)

Except for share items (millions) and per share items (actual units)



Financial Glossary

	31-May-2017	31-May-2016	31-May-2015	31-May-2014	31-May-2013
Period Length	12 Months	12 Months	12 Months	12 Months	12 Months
UpdateDate	Filed 27-Jun-2017	Filed 27-Jun-2017	Filed 27-Jun-2017	Filed 22-Jun-2016	Filed 25-Jun-2015
Filed Currency	USD	USD	USD	USD	USD
Exchange Rate (Period Average)	1	1	1	1	1
Auditor	Ernst & Young LLP	Ernst & Young LLP	Ernst & Young LLP	Ernst & Young LLP	Ernst & Young LLP
Auditor Opinion	Unqualified	Unqualified	Unqualified	Unqualified	Unqualified
Operating Revenue	37,728.0	37,047.0	38,226.0	38,275.0	37,180.0
Total Revenue	37,728.0	37,047.0	38,226.0	38,275.0	37,180.0
Cost of Revenue	7,469.0	7,479.0	7,532.0	7,236.0	7,379.0
Gross Profit	30,259.0	29,568.0	30,694.0	31,039.0	29,801.0
General and Administrative Expense	1,176.0	1,155.0	1,077.0	1,038.0	1,072.0
Selling and Marketing	8,197.0	7,884.0	7,655.0	7,567.0	7,062.0
Selling, General and Administrative Expenses	9,373.0	9,039.0	8,732.0	8,605.0	8,134.0
Research and Development	6,159.0	5,787.0	5,524.0	5,151.0	4,850.0
Amortization of Intangibles	1,451.0	1,638.0	2,149.0	2,300.0	2,385.0
Amortization	1,451.0	1,638.0	2,149.0	2,300.0	2,385.0
Depreciation and Amortization	1,451.0	1,638.0	2,149.0	2,300.0	2,385.0
Depreciation, Amortization and Depletion	1,451.0	1,638.0	2,149.0	2,300.0	2,385.0
Restructuring and M&A	463.0	458.0	207.0	183.0	352.0
Non-Recurring Operation Expense	566.0	500.0	418.0	224.0	-252.0
Other Special Charges	-103.0	-42.0	-211.0	-41.0	604.0
Special Income Charges	463.0	458.0	207.0	183.0	352.0
Acquisition Expense	103.0	42.0	211.0	41.0	604.0
Total Operating Expense	17,549.0	16,964.0	16,823.0	16,280.0	15,117.0
Total Expenses	25,018.0	24,443.0	24,355.0	23,516.0	22,496.0
Operating Income	12,710.0	12,604.0	13,871.0	14,759.0	14,684.0
Interest Income - Non-Operating	802.0	538.0	349.0	263.0	237.0
Interest Expense - Non-Operating	1,798.0	1,467.0	1,143.0	914.0	797.0
Net Non-Operating Interest Income (Expense)	-996.0	-929.0	-794.0	-651.0	-560.0
Other Income (Expense)	-197.0	-233.0	-243.0	-404.0	-226.0
Income Before Tax	11,517.0	11,442.0	12,834.0	13,704.0	13,898.0

Total Income Tax	2,182.0	2,541.0	2,896.0	2,749.0	2,973.0
Income After Tax	9,335.0	8,901.0	9,938.0	10,955.0	10,925.0
Net Income from Continuing Operations	9,335.0	8,901.0	9,938.0	10,955.0	10,925.0
Net Income	9,335.0	8,901.0	9,938.0	10,955.0	10,925.0
Net Income Available to Common Stockholders	9,335.0	8,901.0	9,938.0	10,955.0	10,925.0
Basic EPS	2.27	2.11	2.26	2.42	2.29
Basic EPS from Continuing Operations	2.27	2.11	2.26	2.42	2.29
Diluted EPS	2.21	2.07	2.21	2.38	2.26
Diluted EPS from Continuing Operations	2.21	2.07	2.21	2.38	2.26
Basic Average Shares	4,115.0	4,221.0	4,404.0	4,528.0	4,769.0
Diluted Average Shares	4,217.0	4,305.0	4,503.0	4,604.0	4,844.0
Interest Income	802.0	538.0	349.0	263.0	237.0
Interest Expense	1,798.0	1,467.0	1,143.0	914.0	797.0
Net Interest Income	-996.0	-929.0	-794.0	-651.0	-560.0
Net Income Including Non-Controlling Interests	9,335.0	8,901.0	9,938.0	10,955.0	10,925.0
Net Income from Continuing and Discontinued Operations	9,335.0	8,901.0	9,938.0	10,955.0	10,925.0
Normalized Income	9,901.0	9,401.0	10,356.0	11,179.0	11,881.0
Basic EPS from Continuing & Discontinued Operations	2.27	2.11	2.26	2.42	2.29
Diluted EPS from Continuing & Discontinued Operations	2.21	2.07	2.21	2.38	2.26
Dividends per Share	0.64	0.60	0.51	0.48	0.30
Net Income Before Extraord Items	9,335.0	8,901.0	9,938.0	10,955.0	10,925.0
Total Unusual Items	-566.0	-500.0	-418.0	-224.0	-956.0
Total Unusual Items Excluding Goodwill	-566.0	-500.0	-418.0	-224.0	-956.0
Tax Rate	18.95%	22.21%	22.57%	20.06%	21.39%
Tax Effect of Unusual Items	-107.2	-111.0	-94.3	-44.9	-204.5
Basic Normalized EPS	2.41	2.23	2.35	2.47	2.49
Diluted Normalized EPS	2.34	2.19	2.30	2.43	2.46
EBITDA	15,766.0	15,418.0	16,838.0	17,526.0	17,626.0
Normalized EBITDA	16,332.0	15,918.0	17,256.0	17,750.0	18,582.0
Reconciled Cost of Revenue	6,469.0	6,608.0	6,820.0	6,628.0	6,833.0
Reconciled Depreciation	2,451.0	2,509.0	2,861.0	2,908.0	2,931.0
EBIT	13,315.0	12,909.0	13,977.0	14,618.0	14,695.0
Non-Operating Expenses	-996.0	-929.0	-794.0	-651.0	-560.0
Non-Operating Income	-197.0	-233.0	-243.0	-404.0	-226.0

Annual Balance Sheet

Financials in: USD (mil)



Financial Glossary

31-May-2017

31-May-2016

31-May-2015

31-May-2014

31-May-2013

UpdateDate	Filed 27-Jun-2017	Filed 27-Jun-2017	Filed 27-Jun-2017	Filed 22-Jun-2016	Filed 25-Jun-2015
Filed Currency	USD	USD	USD	USD	USD
Exchange Rate	1	1	1	1	1
Auditor	Ernst & Young LLP	Ernst & Young LLP	Ernst & Young LLP	Ernst & Young LLP	Ernst & Young LLP
Auditor Opinion	Unqualified	Unqualified	Unqualified	Unqualified	Unqualified
Cash and Cash Equivalents	21,784.0	20,152.0	21,716.0	17,769.0	14,613.0
Short-Term Investments	44,294.0	35,973.0	32,652.0	21,050.0	17,603.0
Cash, Cash Equivalents and Short-Term Investments	66,078.0	56,125.0	54,368.0	38,819.0	32,216.0
Accounts Receivable, Net	5,300.0	5,385.0	5,618.0	6,087.0	6,049.0
Total Receivables	5,300.0	5,385.0	5,618.0	6,087.0	6,049.0
Inventories - Raw Materials	186.0	95.0	112.0	74.0	114.0
Inventories - Work In Progress	42.0	31.0	38.0	28.0	31.0
Inventories - Finished Goods	72.0	86.0	164.0	87.0	95.0
Total Inventory	300.0	212.0	314.0	189.0	240.0
Prepaid Assets	2,837.0	2,591.0	2,220.0	2,119.0	2,213.0
Deferred Taxes - Current Assets	-	-	-	914.0	974.0
Current Deferred Assets	-	-	-	914.0	974.0
Total Current Assets	74,515.0	64,313.0	62,520.0	48,128.0	41,692.0
Land and Improvements	830.0	744.0	589.0	632.0	632.0
Buildings and Improvements	3,466.0	2,754.0	2,721.0	2,582.0	2,477.0
Machinery and Equipment	5,763.0	4,501.0	3,892.0	2,999.0	2,619.0
Construction in Progress	235.0	97.0	93.0	26.0	28.0
Property/Plant/Equipment - Gross	10,294.0	8,096.0	7,295.0	6,239.0	5,756.0
Accumulated Depreciation	-4,979.0	-4,096.0	-3,609.0	-3,178.0	-2,703.0
Property/Plant/Equipment - Net	5,315.0	4,000.0	3,686.0	3,061.0	3,053.0
Goodwill	43,045.0	34,590.0	34,087.0	29,652.0	27,343.0
Other Intangible Assets	7,679.0	4,943.0	6,406.0	6,137.0	6,640.0
Goodwill and Other Intangible Assets	50,724.0	39,533.0	40,493.0	35,789.0	33,983.0
Deferred Taxes - Non-Current Assets	1,143.0	1,291.0	1,458.0	837.0	766.0
Non-Current Deferred Assets	1,143.0	1,291.0	1,458.0	837.0	766.0
Other Long-Term Assets	3,294.0	3,043.0	2,746.0	2,451.0	2,318.0
Total Non-Current Assets	60,476.0	47,867.0	48,383.0	42,138.0	40,120.0
Total Assets	134,991.0	112,180.0	110,903.0	90,266.0	81,812.0
Accounts Payable	599.0	504.0	806.0	471.0	419.0
Income Taxes Payable	-	-	-	416.0	911.0
Total Tax Payable	-	-	-	416.0	911.0
Payables	599.0	504.0	806.0	887.0	1,330.0
Accrued Expenses	1,966.0	1,966.0	1,839.0	1,940.0	1,851.0
Current Notes Payable	9,797.0	3,750.0	1,999.0	1,508.0	-
Current Debt	9,797.0	3,750.0	1,999.0	1,508.0	-
Current Debt and Capital Lease Obligation	9,797.0	3,750.0	1,999.0	1,508.0	-
Customer Advances	8,233.0	7,655.0	7,245.0	7,269.0	7,118.0
Current Deferred Liabilities	8,233.0	7,655.0	7,245.0	7,269.0	7,118.0
Other Current liabilities	3,583.0	3,333.0	3,317.0	2,785.0	2,573.0
Total Current Liabilities	24,178.0	17,208.0	15,206.0	14,389.0	12,872.0

Long-Term Debt	48,112.0	40,105.0	39,959.0	22,589.0	18,494.0
Long-Term Debt and Capital Lease Obligation	48,112.0	40,105.0	39,959.0	22,589.0	18,494.0
Minority Interest	386.0	501.0	435.0	569.0	497.0
Other Long-Term Liabilities	8,455.0	7,077.0	6,640.0	5,841.0	5,301.0
Total Non-Current Liabilities	56,953.0	47,683.0	47,034.0	28,999.0	24,292.0
Total Liabilities	81,131.0	64,891.0	62,240.0	43,388.0	37,164.0
Common Stock	27,065.0	24,217.0	23,156.0	21,077.0	18,893.0
Capital Stock	27,065.0	24,217.0	23,156.0	21,077.0	18,893.0
Retained Earnings (Accumulated Deficit)	27,598.0	23,888.0	26,503.0	25,965.0	25,854.0
Gains (Losses) Not Affecting Retained Earnings	-803.0	-816.0	-996.0	-164.0	-99.0
Stockholders' Equity	53,860.0	47,289.0	48,663.0	46,878.0	44,648.0
Total Equity	53,860.0	47,289.0	48,663.0	46,878.0	44,648.0
Total Liabilities and Shareholders' Equity	134,991.0	112,180.0	110,903.0	90,266.0	81,812.0
Net Tangible Assets	3,136.0	7,756.0	8,170.0	11,089.0	10,665.0
Working Capital	50,337.0	47,105.0	47,314.0	33,739.0	28,820.0
Invested Capital	111,769.0	91,144.0	90,621.0	70,975.0	63,142.0
Total Debt	57,909.0	43,855.0	41,958.0	24,097.0	18,494.0
Net Debt	36,125.0	23,703.0	20,242.0	6,328.0	3,881.0
Total Capitalization	101,972.0	87,394.0	88,622.0	69,467.0	63,142.0
Common Stock Equity	53,860.0	47,289.0	48,663.0	46,878.0	44,648.0
Total Common Shares Outstanding	4,137.0	4,131.0	4,343.0	4,464.0	4,646.0
Shares Issued	4,137.0	4,131.0	4,343.0	4,464.0	4,646.0
Tangible Book Value	3,136.0	7,756.0	8,170.0	11,089.0	10,665.0
Employees	138,000	136,000	132,000	122,000	120,000

Annual Cash Flows

Financials in: USD (mil)



Financial Glossary

	31-May-2017	31-May-2016	31-May-2015	31-May-2014	31-May-2013
Period Length	12 Months	12 Months	12 Months	12 Months	12 Months
UpdateDate	Filed 27-Jun-2017	Filed 27-Jun-2017	Filed 27-Jun-2017	Filed 22-Jun-2016	Filed 25-Jun-2015
Filed Currency	USD	USD	USD	USD	USD
Exchange Rate (Period Average)	1	1	1	1	1
Auditor	Ernst & Young LLP	Ernst & Young LLP	Ernst & Young LLP	Ernst & Young LLP	Ernst & Young LLP
Auditor Opinion	Unqualified	Unqualified	Unqualified	Unqualified	Unqualified
Net Income	9,335.0	8,901.0	9,938.0	10,955.0	10,925.0
Net Income from Continuing Operations	9,335.0	8,901.0	9,938.0	10,955.0	10,925.0

Depreciation	1,000.0	871.0	712.0	608.0	546.0
Amortization of Intangibles	1,451.0	1,638.0	2,149.0	2,300.0	2,385.0
Amortization	1,451.0	1,638.0	2,149.0	2,300.0	2,385.0
Depreciation and Amortization	2,451.0	2,509.0	2,861.0	2,908.0	2,931.0
Depreciation, Amortization and Depletion	2,451.0	2,509.0	2,861.0	2,908.0	2,931.0
Deferred Income Tax	-486.0	-105.0	-548.0	-248.0	-117.0
Deferred Taxes	-486.0	-105.0	-548.0	-248.0	-117.0
Stock-Based Compensation	1,350.0	1,037.0	933.0	805.0	755.0
Excess Tax Benefit from Stock-Based Compensation	-	-	-	230.0	-241.0
Other Non-Cash Items	1,350.0	1,037.0	933.0	1,035.0	514.0
Accounts Receivable	18.0	96.0	208.0	24.0	267.0
Receivables	18.0	96.0	208.0	24.0	267.0
Inventories	-88.0	88.0	-96.0	57.0	-66.0
Prepaid Expenses	64.0	-90.0	-387.0	-143.0	-555.0
Taxes Payable	732.0	313.0	386.0	-320.0	35.0
Accounts Payable	-37.0	-13.0	247.0	48.0	-541.0
Payables	695.0	300.0	633.0	-272.0	-506.0
Payables/Accrued	695.0	300.0	633.0	-272.0	-506.0
Other Working Capital	535.0	676.0	655.0	172.0	148.0
Changes in Working Capital	1,224.0	1,070.0	1,013.0	-162.0	-712.0
Cash from Operating Activities	14,126.0	13,685.0	14,580.0	14,921.0	14,224.0
Capital Expenditure	-2,021.0	-1,189.0	-1,391.0	-580.0	-650.0
Purchase of Short-Term Investments	-25,867.0	-24,562.0	-31,421.0	-32,316.0	-32,160.0
Purchase of Investments	-25,867.0	-24,562.0	-31,421.0	-32,316.0	-32,160.0
Sale of Short-Term Investments	17,615.0	21,247.0	20,004.0	28,845.0	30,159.0
Sale/Maturity of Investment	17,615.0	21,247.0	20,004.0	28,845.0	30,159.0
Investment, Net	-8,252.0	-3,315.0	-11,417.0	-3,471.0	-2,001.0
Acquisition of Business	-11,221.0	-650.0	-6,239.0	-3,488.0	-3,305.0
Net Acquisition (Sale) of Business	-11,221.0	-650.0	-6,239.0	-3,488.0	-3,305.0
Cash from Investing Activities	-21,494.0	-5,154.0	-19,047.0	-7,539.0	-5,956.0
Long-Term Debt Issued	17,732.0	3,750.0	19,842.0	5,566.0	4,974.0
Long-Term Debt Reduction	-4,094.0	-2,000.0	-1,500.0	-	-2,950.0
Long-Term Debt, Net	13,638.0	1,750.0	18,342.0	5,566.0	2,024.0
Issuance (Retirement) of Debt, Net	13,638.0	1,750.0	18,342.0	5,566.0	2,024.0
Sale/Issuance of Common	2,181.0	1,425.0	1,816.0	2,155.0	1,527.0
Repurchase/Retirement of Common	-3,844.0	-10,529.0	-8,101.0	-9,833.0	-11,021.0
Common Stock, Net	-1,663.0	-9,104.0	-6,285.0	-7,678.0	-9,494.0
Cash Dividends Paid - Common	-2,631.0	-2,541.0	-2,255.0	-2,178.0	-
Total Cash Dividends Paid	-2,631.0	-2,541.0	-2,255.0	-2,178.0	-1,433.0
Other Financing Cash Flow	-258.0	-85.0	-196.0	222.0	403.0
Cash from Financing Activities	9,086.0	-9,980.0	9,606.0	-4,068.0	-8,500.0
Net Cash - Beginning Balance	20,152.0	21,716.0	17,769.0	14,613.0	14,955.0
Net Change in Cash	1,632.0	-1,564.0	3,947.0	3,156.0	-342.0
Foreign Exchange Effects	-	-	-	-158.0	-110.0
Net Cash - Ending Balance	21,784.0	20,152.0	21,716.0	17,769.0	14,613.0
Capital Expenditures	-2,021.0	-1,189.0	-1,391.0	-580.0	-650.0
Issuance of Capital Stock	2,181.0	1,425.0	1,816.0	2,155.0	1,527.0

Total Debt Issued	17,732.0	3,750.0	19,842.0	5,566.0	4,974.0
Total Debt Reduction	-4,094.0	-2,000.0	-1,500.0	-	-2,950.0
Repurchase of Capital Stock	-3,844.0	-10,529.0	-8,101.0	-9,833.0	-11,021.0
Cash Taxes Paid	1,983.0	2,331.0	3,055.0	2,841.0	2,644.0
Cash Interest Paid	1,612.0	1,616.0	1,022.0	827.0	781.0
Free Cash Flow	12,105.0	12,496.0	13,189.0	14,341.0	13,574.0

© 2018 Morningstar. All Rights Reserved.
Published by Dun & Bradstreet, Inc., February 2018.

Oracle Corporation

Geographic Segments

Redwood City, California, United States, Tel: 650-506-7000, URL: <http://www.oracle.com>

Financials in: As Reported (mil)

Annual

Total Assets	USD (mil)									
			31-May-17							
Argentina	375.1	0.3 %								
Australia	916.8	0.7 %								
Belgium	310.7	0.2 %								
Brazil	1,214.6	0.9 %								
Canada	1,203.8	0.9 %								
China	7,436.9	5.5 %								
France	1,657.4	1.2 %								
Germany	2,327.4	1.7 %								
India	1,419.1	1.1 %								
Indonesia	589.9	0.4 %								
Italy	1,242.0	0.9 %								
Japan	7,624.3	5.6 %								
Mexico	783.2	0.6 %								
Netherlands	515.0	0.4 %								
Nigeria	329.2	0.2 %								
Poland	324.9	0.2 %								
Russia	907.5	0.7 %								
Saudi Arabia	442.1	0.3 %								
South Korea	943.0	0.7 %								
Spain	820.6	0.6 %								
Sweden	337.1	0.2 %								
Switzerland	454.9	0.3 %								
Taiwan, China	357.9	0.3 %								
Turkey	491.5	0.4 %								
United Kingdom	8,065.8	6 %								
United States	93,899.8	69.6 %								
GeographySegments	134,991.0	100 %								
Revenue	USD (mil)									
			31-May-17	31-May-16	31-May-15	31-May-14	31-May-13			
Argentina	237.1	0.5 %	-	-	-	-	-	-	-	-
Australia	579.4	1.1 %	-	-	-	-	994.0	2.6 %	1,084.0	2.9 %
Belgium	196.4	0.4 %	-	-	-	-	-	-	-	-
Brazil	767.7	1.5 %	-	-	-	-	-	-	-	-
Canada	1,102.0	2.1 %	1,096.0	3 %	1,286.0	3.4 %	1,190.0	3.1 %	1,232.0	3.3 %
China	4,700.2	9.1 %	-	-	-	-	-	-	-	-
France	1,047.5	2 %	1,039.0	2.8 %	1,044.0	2.7 %	1,148.0	3 %	1,054.0	2.8 %
Germany	1,417.0	2.7 %	1,438.0	3.9 %	1,466.0	3.8 %	1,483.0	3.9 %	1,308.0	3.5 %
India	896.9	1.7 %	-	-	-	-	-	-	-	-
Indonesia	372.8	0.7 %	-	-	-	-	-	-	-	-
Italy	785.0	1.5 %	-	-	-	-	-	-	-	-
Japan	1,618.0	3.1 %	1,465.0	4 %	1,433.0	3.7 %	1,558.0	4.1 %	1,770.0	4.8 %
Mexico	495.0	1 %	-	-	-	-	-	-	-	-
Netherlands	325.5	0.6 %	-	-	-	-	-	-	-	-
Nigeria	208.1	0.4 %	-	-	-	-	-	-	-	-
Other Countries	-	-	12,396.0	33.5 %	13,284.0	34.8 %	12,784.0	33.4 %	12,564.0	33.8 %
Other countries	13,822.0	26.8 %	-	-	-	-	-	-	-	-

Poland	205.4	0.4 %	-	-	-	-	-	-	-	-
Russia	573.6	1.1 %	-	-	-	-	-	-	-	-
Saudi Arabia	279.4	0.5 %	-	-	-	-	-	-	-	-
South Korea	596.0	1.2 %	-	-	-	-	-	-	-	-
Spain	518.6	1 %	-	-	-	-	-	-	-	-
Sweden	213.1	0.4 %	-	-	-	-	-	-	-	-
Switzerland	287.5	0.6 %	-	-	-	-	-	-	-	-
Taiwan, China	226.2	0.4 %	-	-	-	-	-	-	-	-
Turkey	310.7	0.6 %	-	-	-	-	-	-	-	-
United Kingdom	1,999.0	3.9 %	2,349.0	6.3 %	2,388.0	6.2 %	2,309.0	6 %	2,165.0	5.8 %
United States	17,770.0	34.5 %	17,264.0	46.6 %	17,325.0	45.3 %	16,809.0	43.9 %	16,003.0	43 %
GeographySegments	51,550.0	100 %	37,047.0	100 %	38,226.0	100 %	38,275.0	100 %	37,180.0	100 %

© 2018 Dun & Bradstreet, Inc. All rights reserved.
 Published by Dun & Bradstreet, Inc., February 2018.

Oracle Corporation

Redwood City, California, United States, Tel: 650-506-7000, URL: <http://www.oracle.com>

Business Segments

Financials in: As Reported (mil)

Annual

Revenue USD (mil)	31-May-17		31-May-16		31-May-15		31-May-14		31-May-13	
Adjustment	-	-	-10.0	0 %	-27.0	0 %	-31.0	0 %	-73.0	0 %
Cloud and on-premise software	30,218.0	80.1 %	-	-	-	-	-	-	-	-
Cloud infrastructure-as-a-service	-	-	646.0	1.7 %	608.0	1.6 %	491.0	1.3 %	-	-
Cloud software and on-premise software	-	-	9,488.0	25.6 %	-	-	-	-	-	-
Hardware	4,152.0	11 %	-	-	-	-	-	-	-	-
Hardware products	-	-	2,471.0	6.7 %	-	-	-	-	-	-
Hardware support	-	-	2,198.0	5.9 %	-	-	-	-	-	-
Hardware systems products	-	-	-	-	2,825.0	7.4 %	2,976.0	7.8 %	3,033.0	8.1 %
Hardware systems support	-	-	-	-	2,384.0	6.2 %	2,407.0	6.3 %	2,327.0	6.2 %
New software licenses	-	-	-	-	-	-	-	-	10,350.0	27.8 %
New software licenses and cloud software subscriptions	-	-	-	-	10,025.0	26.2 %	10,542.0	27.5 %	-	-
Services	3,358.0	8.9 %	3,391.0	9.2 %	3,553.0	9.3 %	3,681.0	9.6 %	4,387.0	11.8 %
Software license updates and product support	-	-	18,863.0	50.9 %	18,858.0	49.3 %	18,209.0	47.5 %	17,156.0	46.1 %
SegmentTotal	37,728.0	100 %	37,047.0	100 %	38,226.0	100 %	38,275.0	100 %	37,180.0	100 %

© 2018 Dun & Bradstreet, Inc. All rights reserved.

Published by Dun & Bradstreet, Inc., February 2018.

Oracle Corporation

Annual Ratios

Redwood City, California, United States, Tel: 650-506-7000, URL: <http://www.oracle.com>

Financials in: (mil)

Except for share items (millions) and per share items (actual units)

	31-May-2017	31-May-2016	31-May-2015	31-May-2014	31-May-2013
Financial Strength					
Current Ratio (?)	3.08	3.74	4.11	3.34	3.24
Quick/Acid Test Ratio (?)	2.95	3.57	3.94	3.12	2.97
Working Capital (?)	50,337.0	47,105.0	47,314.0	33,739.0	28,820.0
Long-Term Debt/Equity (?)	0.89	0.85	0.82	0.48	0.41
Total Debt/Equity (?)	1.08	0.93	0.86	0.51	0.41
Long-Term Debt/Total Capital (?)	0.47	0.46	0.45	0.33	0.29
Total Debt/Total Capital (?)	0.57	0.50	0.47	0.35	0.29
Interest Coverage (?)	7.41	8.80	12.23	15.99	18.44
Payout Ratio (?)	28.44%	29.56%	20.08%	15.13%	16.82%
Effective Tax Rate (?)	18.95%	22.21%	22.57%	20.06%	21.39%
Total Capitalization (?)	101,972.0	87,394.0	88,622.0	69,467.0	63,142.0
Efficiency					
Asset Turnover (?)	0.31	0.33	0.38	0.44	0.46
Inventory Turnover (?)	29.18	28.44	29.95	33.73	37.08
Days In Inventory (?)	12.51	12.84	12.19	10.82	9.84
Receivables Turnover (?)	7.06	6.73	6.53	6.31	5.98
Days Receivables Outstanding (?)	51.69	54.20	55.88	57.87	60.99
Revenue/Employee (?)	273,391	272,404	289,591	313,730	309,833
Operating Income/Employee (?)	92,101	92,676	105,083	120,975	122,367
EBITDA/Employee (?)	114,246	113,368	127,561	143,656	146,883
Profitability					
Gross Margin (?)	80.20%	79.81%	80.30%	81.09%	80.15%
Operating Margin (?)	33.69%	34.02%	36.29%	38.56%	39.49%
EBITDA Margin (?)	41.79%	41.62%	44.05%	45.79%	47.41%
EBIT Margin (?)	35.29%	34.84%	36.56%	38.19%	39.52%
Pretax Margin (?)	30.53%	30.89%	33.57%	35.80%	37.38%
Net Profit Margin (?)	24.74%	24.03%	26.00%	28.62%	29.38%
R&D Expense/Revenue (?)	16.32%	15.62%	14.45%	13.46%	13.04%
COGS/Revenue (?)	19.80%	20.19%	19.70%	18.91%	19.85%
SG&A Expense/Revenue (?)	24.84%	24.40%	22.84%	22.48%	21.88%
Management Effectiveness					
Return on Assets (?)	7.55%	7.98%	9.88%	12.73%	13.64%
Return on Equity (?)	18.46%	18.55%	20.80%	23.94%	24.74%
Valuation					
Free Cash Flow/Share (?)	2.77	2.87	2.99	3.10	2.65
Operating Cash Flow/Share (?)	3.16	3.24	3.20	3.23	2.79

Current Market Multiples	
Market Cap/Earnings (TTM) (?)	19.71
Market Cap/Equity (MRQ) (?)	3.50
Market Cap/Revenue (TTM) (?)	5.03
Market Cap/EBIT (TTM) (?)	14.20
Market Cap/EBITDA (TTM) (?)	11.83
Enterprise Value/Earnings (TTM) (?)	18.61
Enterprise Value/Equity (MRQ) (?)	3.31
Enterprise Value/Revenue (TTM) (?)	4.75
Enterprise Value/EBIT (TTM) (?)	13.41
Enterprise Value/EBITDA (TTM) (?)	11.17

© 2018 Morningstar. All Rights Reserved.
Published by Dun & Bradstreet, Inc., February 2018.

Oracle Corporation

Ratio Comparisons

Redwood City, California, United States, Tel: 650-506-7000, URL: <http://www.oracle.com>

--	--

Traded: New York Stock Exchange: ORCL

Financials in: USD (actual units)

Industry: Software - Infrastructure

As of 26-Jan-2018

Sector: Technology

	Company	Industry	Sector
Valuation Ratios			
P/E Ratio (?)	20.29	29.67	28.33
Price/Revenue (?)	5.17	6.05	3.48
Price/Book (?)	3.50	5.61	4.66
Price to Cash Flow per Share (?)	13.80	16.23	0.79
Price to Free Cash Flow per Share (?)	16.04	20.41	4.52
Dividends			
Dividend Yield (?)	1.44%	1.51%	1.08%
Payout Ratio (?)	30.90%	45.35%	40.26%
Financial Strength			
Quick/Acid Test Ratio (?)	2.95	3.00	1.69
Current Ratio (?)	3.08	3.17	2.01
Total Debt/Equity (?)	1.08	0.97	0.57
Profitability Ratios (%)			
Gross Margin (?)	80.20%	66.84%	42.77%
EBITDA Margin (TTM) (?)	42.52%	35.75%	22.93%
Operating Margin (TTM) (?)	33.21%	27.20%	16.46%
Pretax Margin (TTM) (?)	30.61%	24.34%	15.29%
Net Profit Margin (TTM) (?)	27.46%	20.38%	12.49%
Effective Tax Rate (TTM) (?)	16.77%	17.61%	20.64%
Management Effectiveness (%)			
Return on Assets (TTM) (?)	7.56%	7.92%	7.68%
Return on Average Investment (TTM) (?)	9.74%	10.14%	15.02%
Return on Equity (TTM) (?)	19.00%	21.45%	17.40%
Efficiency			
Revenue/Employee (TTM) (?)	281,934.78	418,920.97	331,667.48
Receivables Turnover (TTM) (?)	10.39	6.83	5.87
Inventory Turnover (TTM) (?)	20.43	15.01	7.79
Asset Turnover (TTM) (?)	0.30	0.39	0.62

© 2018 Morningstar. All Rights Reserved.
Published by Dun & Bradstreet, Inc., February 2018.

Oracle Corporation

Stock Report

Redwood City, California, United States, Tel: 650-506-7000, URL: <http://www.oracle.com>

Stock Snapshot

Traded: New York Stock Exchange: ORCL

As of 26-Jan-2018 US Dollars

Recent Price	\$52.75	EPS	\$2.33
52 Week High	\$53.14	Price/Sales	5.77
52 Week Low	\$39.68	Dividend Rate	\$0.76
Avg. Volume (mil)	15.36	Price/Earnings	22.64
Market Value (mil)	\$218,364.01	Price/Book	3.91
		Beta	1.05

Source: Morningstar

2 Year Weekly End Price & Volume



Stock History

Market Cap History USD (mil)										
	30-Nov-17 % Chg		31-Aug-17 % Chg		31-May-17 % Chg		28-Feb-17 % Chg		30-Nov-16 % Chg	
Total Common Shares Outstanding	4,143	-0.7	4,171	0.8	4,137	0.5	4,115	0.3	4,103	-0.1
Market Cap	203,255.6	-3.2	209,926.4	11.8	187,778.4	7.1	175,257.9	6.3	164,899.6	-2.6

Yearly Price History										
	2018 % Chg		2017 % Chg		2016 % Chg		2015 % Chg		2014 % Chg	
High Price	52.75	-0.7	53.14	26.5	42.00	-7.3	45.33	-2.9	46.71	21.8
Low Price	50.27	31.3	38.30	15.6	33.13	-5.7	35.14	-0.8	35.44	18.7
Year End Price	52.75	11.6	47.28	23.0	38.45	5.3	36.53	-18.8	44.97	17.5

Monthly Price History							>> View More
Price Ending Date	Open	High	Low	Close	Volume		
26-Jan-18	50.43	52.75	50.27	52.75	73,906,114		
29-Dec-17	49.05	50.71	47.00	47.28	364,528,357		
30-Nov-17	51.10	51.17	48.20	49.06	246,060,031		
31-Oct-17	48.72	51.28	48.00	50.90	314,055,272		
29-Sep-17	50.35	53.14	47.64	48.35	405,657,689		
31-Aug-17	50.15	50.52	47.98	50.33	216,865,106		
31-Jul-17	50.05	51.36	48.77	49.93	220,647,624		
30-Jun-17	45.52	51.85	43.74	50.14	389,013,145		
31-May-17	45.01	45.78	43.60	45.39	218,205,993		
28-Apr-17	44.68	45.05	43.76	44.96	216,228,132		
31-Mar-17	42.75	46.99	42.25	44.61	359,354,120		
28-Feb-17	40.22	43.26	39.68	42.59	224,205,572		
31-Jan-17	38.45	40.39	38.30	40.11	244,705,500		
30-Dec-16	40.11	41.14	37.64	38.45	308,397,066		
30-Nov-16	38.58	40.74	37.98	40.19	262,339,037		
31-Oct-16	39.20	39.34	37.62	38.42	218,447,329		

30-Sep-16	40.98	41.42	38.71	39.28	296,186,126
31-Aug-16	40.91	41.64	40.58	41.22	222,835,692
29-Jul-16	40.70	41.91	40.02	41.04	233,387,110
30-Jun-16	40.06	41.16	38.08	40.93	433,570,790
31-May-16	39.90	40.43	38.56	40.20	206,835,247
29-Apr-16	40.68	41.49	39.37	39.86	218,454,389
31-Mar-16	37.15	42.00	37.04	40.91	360,678,031
29-Feb-16	35.90	37.65	34.47	36.78	305,502,515
29-Jan-16	36.53	36.53	33.13	36.31	391,894,405
31-Dec-15	39.09	39.39	36.10	36.53	372,872,242
30-Nov-15	39.05	40.64	37.22	38.97	294,566,659
30-Oct-15	36.23	39.04	35.64	38.84	317,498,427
30-Sep-15	36.33	38.52	35.24	36.12	392,214,378
31-Aug-15	39.95	40.05	35.14	37.09	302,410,503
31-Jul-15	40.61	41.02	38.44	39.94	301,137,656
30-Jun-15	43.84	45.24	40.11	40.30	434,620,571
29-May-15	43.44	44.85	43.00	43.49	182,133,321
30-Apr-15	42.99	44.90	42.21	43.62	278,204,299
31-Mar-15	43.81	44.94	41.26	43.15	345,082,040
27-Feb-15	42.21	44.37	41.56	43.82	215,893,413
30-Jan-15	44.97	45.33	41.82	41.89	314,387,501
31-Dec-14	42.01	46.71	39.92	44.97	352,633,910
28-Nov-14	39.02	42.51	38.76	42.41	210,697,552
31-Oct-14	38.32	39.24	35.82	39.05	356,001,149
30-Sep-14	41.53	42.09	38.14	38.28	412,515,921
29-Aug-14	40.19	42.04	39.53	41.53	206,034,840
31-Jul-14	40.41	41.36	39.86	40.39	279,918,533
30-Jun-14	41.96	43.19	39.93	40.53	325,044,556
30-May-14	40.72	42.35	40.49	42.02	267,022,789
30-Apr-14	41.04	42.00	38.97	40.88	384,513,936
31-Mar-14	38.72	41.43	37.38	40.91	439,636,216
28-Feb-14	37.09	39.37	35.44	39.11	254,751,554
31-Jan-14	38.26	38.77	36.49	36.90	334,428,163
31-Dec-13	35.37	38.34	33.22	38.26	468,667,502
29-Nov-13	33.70	35.42	33.41	35.29	323,482,408
31-Oct-13	33.20	33.95	32.00	33.50	421,772,055
30-Sep-13	31.86	34.34	31.82	33.17	455,514,976
30-Aug-13	32.62	33.65	31.56	31.86	346,626,617
31-Jul-13	30.89	32.75	29.95	32.35	675,474,289
28-Jun-13	33.78	34.75	29.86	30.71	701,032,585
31-May-13	32.90	35.32	32.72	33.78	474,318,961
30-Apr-13	32.36	33.95	31.67	32.78	543,610,928
29-Mar-13	34.12	36.43	31.16	32.33	640,071,430
28-Feb-13	35.86	36.31	34.06	34.24	347,208,883

© 2018 Morningstar. All Rights Reserved.
Published by Dun & Bradstreet, Inc., February 2018.

Oracle Corporation

D&B Credit Score:

39

Credit Score Percentile

Credit Score
Class:

Moderate Risk

Company Details

D-U-N-S® Number:	14-470-9193
Employees:	138,000
Company Type:	Public Parent
Corporate Family:	696 Companies
Incorporation Date:	1977
US NAICS 2012:	511210 - Software Publishers

Financial Information

Traded:	New York Stock Exchange: ORCL
Auditor:	Ernst & Young LLP
Bank:	Hsbc Bank Usa N.A., U.S. Bank Equipment Finance A Division Of U.S. Bank N.A., U.S. Bancorp Equipment Finance Inc
Current Ratio:	3.08
Quick Ratio:	2.95
Days Receivables Outstanding:	51.69
Market Capitalization USD (mil):	218,364.0
Return On Assets:	7.55%
Return On Equity:	18.46%

Disclaimer: The information contained in this report involves models and techniques based on statistical analysis, probability and predictive behavior and is not intended to be used as the sole basis for any business decision. Credit providers should obtain additional information from other sources, including but not limited to bank and trade references and local credit bureaus, when making credit decisions about a specific firm. All information is provided on an "as-is" basis and all warranties associated with the provision of this information and the results of the use of such information are specifically disclaimed (including, but not limited to warranties of merchantability, fitness for a particular purpose or the accuracy or timeliness of the information). Your access to the information contained in this report is conditioned upon your agreement that in no event shall Dun & Bradstreet nor any of its parents, subsidiaries, or affiliates or their information providers be responsible for any losses or damages, whether direct, indirect, incidental, special or consequential, including but not limited to lost revenues or lost profits, incurred as a result of your access or use of or reliance on this information.

The "Class" score of 1 - 5 segments the scorable universe into five distinct risk groups where a (1) represents businesses that have the lowest probability of severe delinquency, and a five (5) represents businesses with the highest probability of severe delinquency. Note: Commercial Credit Scores are not calculated for those businesses designated as "Discontinued at this Location", "Open Bankruptcy", or "Higher Risk". These records are automatically assigned a score of zero (0). The Commercial Credit Risk Score Class indicates that this firm shares some of the same business and financial characteristics of other companies with this classification. It does not mean the firm will necessarily experience severe delinquency.

The "Percentile" score of 1 - 100, where 1 represents businesses that have the highest probability of severe delinquency, and 100 which represents businesses with the lowest probability of severe delinquency. The Commercial Credit Score percentile reflects the relative ranking of a firm among all scorable companies in D&B's database.

The Commercial Credit Score (CCS) predicts the likelihood of a business paying its bills in a severely delinquent manner (91 days or more past term) over the next 12 months, seek legal relief from creditors, or cease operations without paying all creditors in full over the next 12 months based on information in D&B's database. The scores and underlying models are based upon the observed

characteristics of several million business in D&B's database and the relationship these characteristics have to the probability of a company experiencing severe delinquency over a period of 12 months. The delinquency scoring models were developed using statistical modeling techniques to select and weight the data elements that are most predictive of severe delinquency. A severely delinquent firm is defined as a business with at least 10% of its weighted dollars 91+ days slow.

© 2018 Dun & Bradstreet, Inc. All rights reserved.

Oracle Corporation

Annual Income Statement

Redwood City, California, United States, Tel: 650-506-7000, URL: http://www.oracle.com

Standardized

Financials in: (mil)

Except for share items (millions) and per share items (actual units)



Financial Glossary

	31-May-2017	31-May-2016	31-May-2015	31-May-2014	31-May-2013
Period Length	12 Months	12 Months	12 Months	12 Months	12 Months
UpdateDate	Filed 27-Jun-2017	Filed 27-Jun-2017	Filed 27-Jun-2017	Filed 22-Jun-2016	Filed 25-Jun-2015
Filed Currency	USD	USD	USD	USD	USD
Exchange Rate (Period Average)	1	1	1	1	1
Auditor	Ernst & Young LLP	Ernst & Young LLP	Ernst & Young LLP	Ernst & Young LLP	Ernst & Young LLP
Auditor Opinion	Unqualified	Unqualified	Unqualified	Unqualified	Unqualified
Operating Revenue	37,728.0	37,047.0	38,226.0	38,275.0	37,180.0
Total Revenue	37,728.0	37,047.0	38,226.0	38,275.0	37,180.0
Cost of Revenue	7,469.0	7,479.0	7,532.0	7,236.0	7,379.0
Gross Profit	30,259.0	29,568.0	30,694.0	31,039.0	29,801.0
General and Administrative Expense	1,176.0	1,155.0	1,077.0	1,038.0	1,072.0
Selling and Marketing	8,197.0	7,884.0	7,655.0	7,567.0	7,062.0
Selling, General and Administrative Expenses	9,373.0	9,039.0	8,732.0	8,605.0	8,134.0
Research and Development	6,159.0	5,787.0	5,524.0	5,151.0	4,850.0
Amortization of Intangibles	1,451.0	1,638.0	2,149.0	2,300.0	2,385.0
Amortization	1,451.0	1,638.0	2,149.0	2,300.0	2,385.0
Depreciation and Amortization	1,451.0	1,638.0	2,149.0	2,300.0	2,385.0
Depreciation, Amortization and Depletion	1,451.0	1,638.0	2,149.0	2,300.0	2,385.0
Restructuring and M&A	463.0	458.0	207.0	183.0	352.0
Non-Recurring Operation Expense	566.0	500.0	418.0	224.0	-252.0
Other Special Charges	-103.0	-42.0	-211.0	-41.0	604.0
Special Income Charges	463.0	458.0	207.0	183.0	352.0
Acquisition Expense	103.0	42.0	211.0	41.0	604.0
Total Operating Expense	17,549.0	16,964.0	16,823.0	16,280.0	15,117.0
Total Expenses	25,018.0	24,443.0	24,355.0	23,516.0	22,496.0
Operating Income	12,710.0	12,604.0	13,871.0	14,759.0	14,684.0
Interest Income - Non-Operating	802.0	538.0	349.0	263.0	237.0
Interest Expense - Non-Operating	1,798.0	1,467.0	1,143.0	914.0	797.0
Net Non-Operating Interest Income (Expense)	-996.0	-929.0	-794.0	-651.0	-560.0
Other Income (Expense)	-197.0	-233.0	-243.0	-404.0	-226.0
Income Before Tax	11,517.0	11,442.0	12,834.0	13,704.0	13,898.0

Total Income Tax	2,182.0	2,541.0	2,896.0	2,749.0	2,973.0
Income After Tax	9,335.0	8,901.0	9,938.0	10,955.0	10,925.0
Net Income from Continuing Operations	9,335.0	8,901.0	9,938.0	10,955.0	10,925.0
Net Income	9,335.0	8,901.0	9,938.0	10,955.0	10,925.0
Net Income Available to Common Stockholders	9,335.0	8,901.0	9,938.0	10,955.0	10,925.0
Basic EPS	2.27	2.11	2.26	2.42	2.29
Basic EPS from Continuing Operations	2.27	2.11	2.26	2.42	2.29
Diluted EPS	2.21	2.07	2.21	2.38	2.26
Diluted EPS from Continuing Operations	2.21	2.07	2.21	2.38	2.26
Basic Average Shares	4,115.0	4,221.0	4,404.0	4,528.0	4,769.0
Diluted Average Shares	4,217.0	4,305.0	4,503.0	4,604.0	4,844.0
Interest Income	802.0	538.0	349.0	263.0	237.0
Interest Expense	1,798.0	1,467.0	1,143.0	914.0	797.0
Net Interest Income	-996.0	-929.0	-794.0	-651.0	-560.0
Net Income Including Non-Controlling Interests	9,335.0	8,901.0	9,938.0	10,955.0	10,925.0
Net Income from Continuing and Discontinued Operations	9,335.0	8,901.0	9,938.0	10,955.0	10,925.0
Normalized Income	9,901.0	9,401.0	10,356.0	11,179.0	11,881.0
Basic EPS from Continuing & Discontinued Operations	2.27	2.11	2.26	2.42	2.29
Diluted EPS from Continuing & Discontinued Operations	2.21	2.07	2.21	2.38	2.26
Dividends per Share	0.64	0.60	0.51	0.48	0.30
Net Income Before Extraord Items	9,335.0	8,901.0	9,938.0	10,955.0	10,925.0
Total Unusual Items	-566.0	-500.0	-418.0	-224.0	-956.0
Total Unusual Items Excluding Goodwill	-566.0	-500.0	-418.0	-224.0	-956.0
Tax Rate	18.95%	22.21%	22.57%	20.06%	21.39%
Tax Effect of Unusual Items	-107.2	-111.0	-94.3	-44.9	-204.5
Basic Normalized EPS	2.41	2.23	2.35	2.47	2.49
Diluted Normalized EPS	2.34	2.19	2.30	2.43	2.46
EBITDA	15,766.0	15,418.0	16,838.0	17,526.0	17,626.0
Normalized EBITDA	16,332.0	15,918.0	17,256.0	17,750.0	18,582.0
Reconciled Cost of Revenue	6,469.0	6,608.0	6,820.0	6,628.0	6,833.0
Reconciled Depreciation	2,451.0	2,509.0	2,861.0	2,908.0	2,931.0
EBIT	13,315.0	12,909.0	13,977.0	14,618.0	14,695.0
Non-Operating Expenses	-996.0	-929.0	-794.0	-651.0	-560.0
Non-Operating Income	-197.0	-233.0	-243.0	-404.0	-226.0

© 2018 Morningstar. All Rights Reserved.
Published by Dun & Bradstreet, Inc., February 2018.

Oracle Corporation

Redwood City, California, United States, Tel: 650-506-7000, URL: http://www.oracle.com

Interim Income Statement

Standardized

Financials in: (mil)

Except for share items (millions) and per share items (actual units)



Financial Glossary

	30-Nov-2017	31-Aug-2017	31-May-2017	28-Feb-2017	30-Nov-2016
Period Length	3 Months	3 Months	3 Months	3 Months	3 Months
UpdateDate	Filed 18-Dec-2017	Filed 18-Sep-2017	Filed 31-May-2017	Filed 17-Mar-2017	Filed 18-Dec-2017
Filed Currency	USD	USD	USD	USD	USD
Exchange Rate (Period Average)	1	1	1	1	1
Operating Revenue	9,621.0	9,187.0	10,893.0	9,205.0	9,035.0
Total Revenue	9,621.0	9,187.0	10,893.0	9,205.0	9,035.0
Cost of Revenue	1,965.0	1,933.0	2,003.0	1,892.0	1,797.0
Gross Profit	7,656.0	7,254.0	8,890.0	7,313.0	7,238.0
Wages and Salaries	46.0	-	-	-	35.0
General and Administrative Expense	321.0	320.0	317.0	241.0	303.0
Selling and Marketing	2,082.0	1,992.0	2,314.0	2,004.0	1,960.0
Selling, General and Administrative Expenses	2,403.0	2,312.0	2,631.0	2,245.0	2,263.0
Research and Development	1,475.0	1,574.0	1,608.0	1,521.0	1,510.0
Amortization of Intangibles	400.0	411.0	441.0	397.0	302.0
Amortization	400.0	411.0	441.0	397.0	302.0
Depreciation and Amortization	400.0	411.0	441.0	397.0	302.0
Depreciation, Amortization and Depletion	400.0	411.0	441.0	397.0	302.0
Restructuring and M&A	292.0	124.0	117.0	161.0	86.0
Non-Recurring Operation Expense	309.0	136.0	136.0	191.0	126.0
Other Special Charges	-17.0	-12.0	-19.0	-30.0	-40.0
Special Income Charges	292.0	124.0	117.0	161.0	86.0
Acquisition Expense	17.0	12.0	19.0	30.0	40.0
Total Operating Expense	4,587.0	4,433.0	4,816.0	4,354.0	4,201.0
Total Expenses	6,552.0	6,366.0	6,819.0	6,246.0	5,998.0
Operating Income	3,069.0	2,821.0	4,074.0	2,959.0	3,037.0
Interest Income - Non-Operating	279.0	257.0	224.0	197.0	204.0
Interest Expense - Non-Operating	475.0	469.0	481.0	450.0	451.0
Net Non-Operating Interest Income (Expense)	-196.0	-212.0	-257.0	-253.0	-247.0
Other Income (Expense)	-6.0	-24.0	-56.0	-8.0	-105.0
Income Before Tax	2,867.0	2,585.0	3,761.0	2,698.0	2,685.0
Total Income Tax	634.0	375.0	529.0	459.0	653.0

Income After Tax	2,233.0	2,210.0	3,232.0	2,239.0	2,032.0
Net Income from Continuing Operations	2,233.0	2,210.0	3,232.0	2,239.0	2,032.0
Net Income	2,233.0	2,210.0	3,232.0	2,239.0	2,032.0
Net Income Available to Common Stockholders	2,233.0	2,210.0	3,232.0	2,239.0	2,032.0
Basic EPS	0.54	0.53	0.78	0.55	0.50
Basic EPS from Continuing Operations	0.54	0.53	0.78	0.55	0.50
Diluted EPS	0.52	0.52	0.76	0.53	0.48
Diluted EPS from Continuing Operations	0.52	0.52	0.76	0.53	0.48
Basic Average Shares	4,160.0	4,156.0	4,130.0	4,107.0	4,104.0
Diluted Average Shares	4,283.0	4,284.0	4,247.0	4,204.0	4,195.0
Interest Income	279.0	257.0	224.0	197.0	204.0
Interest Expense	475.0	469.0	481.0	450.0	451.0
Net Interest Income	-196.0	-212.0	-257.0	-253.0	-247.0
Net Income Including Non-Controlling Interests	2,233.0	2,210.0	3,232.0	2,239.0	2,032.0
Net Income from Continuing and Discontinued Operations	2,233.0	2,210.0	3,232.0	2,239.0	2,032.0
Normalized Income	2,542.0	2,346.0	3,368.0	2,430.0	2,158.0
Basic EPS from Continuing & Discontinued Operations	0.54	0.53	0.78	0.55	0.50
Diluted EPS from Continuing & Discontinued Operations	0.52	0.52	0.76	0.53	0.48
Dividends per Share	0.19	0.19	0.19	0.15	0.15
Net Income Before Extraord Items	2,233.0	2,210.0	3,232.0	2,239.0	2,032.0
Total Unusual Items	-309.0	-136.0	-136.0	-191.0	-126.0
Total Unusual Items Excluding Goodwill	-309.0	-136.0	-136.0	-191.0	-126.0
Tax Rate	16.77%	17.19%	18.95%	22.38%	23.45%
Tax Effect of Unusual Items	-51.8	-23.4	-25.8	-42.7	-29.5
Basic Normalized EPS	0.61	0.56	0.81	0.60	0.53
Diluted Normalized EPS	0.59	0.55	0.79	0.58	0.51
EBITDA	4,030.0	3,750.0	4,961.0	3,804.0	3,679.0
Normalized EBITDA	4,339.0	3,886.0	5,097.0	3,995.0	3,805.0
Reconciled Cost of Revenue	1,677.0	1,648.0	1,725.0	1,633.0	1,556.0
Reconciled Depreciation	688.0	696.0	719.0	656.0	543.0
EBIT	3,342.0	3,054.0	4,242.0	3,148.0	3,136.0
Non-Operating Expenses	-196.0	-212.0	-257.0	-253.0	-247.0
Non-Operating Income	-6.0	-24.0	-56.0	-8.0	-105.0

© 2018 Morningstar. All Rights Reserved.
Published by Dun & Bradstreet, Inc., February 2018.

Oracle Corporation

Annual Balance Sheet

Redwood City, California, United States, Tel: 650-506-7000, URL: http://www.oracle.com

Standardized

Financials in: (mil)

Except for share items (millions) and per share items (actual units)



Financial Glossary

	31-May-2017	31-May-2016	31-May-2015	31-May-2014	31-May-2013
UpdateDate	Filed 27-Jun-2017	Filed 27-Jun-2017	Filed 27-Jun-2017	Filed 22-Jun-2016	Filed 25-Jun-2015
Filed Currency	USD	USD	USD	USD	USD
Exchange Rate	1	1	1	1	1
Auditor	Ernst & Young LLP	Ernst & Young LLP	Ernst & Young LLP	Ernst & Young LLP	Ernst & Young LLP
Auditor Opinion	Unqualified	Unqualified	Unqualified	Unqualified	Unqualified
Cash and Cash Equivalents	21,784.0	20,152.0	21,716.0	17,769.0	14,613.0
Short-Term Investments	44,294.0	35,973.0	32,652.0	21,050.0	17,603.0
Cash, Cash Equivalents and Short-Term Investments	66,078.0	56,125.0	54,368.0	38,819.0	32,216.0
Accounts Receivable, Net	5,300.0	5,385.0	5,618.0	6,087.0	6,049.0
Total Receivables	5,300.0	5,385.0	5,618.0	6,087.0	6,049.0
Inventories - Raw Materials	186.0	95.0	112.0	74.0	114.0
Inventories - Work In Progress	42.0	31.0	38.0	28.0	31.0
Inventories - Finished Goods	72.0	86.0	164.0	87.0	95.0
Total Inventory	300.0	212.0	314.0	189.0	240.0
Prepaid Assets	2,837.0	2,591.0	2,220.0	2,119.0	2,213.0
Deferred Taxes - Current Assets	-	-	-	914.0	974.0
Current Deferred Assets	-	-	-	914.0	974.0
Total Current Assets	74,515.0	64,313.0	62,520.0	48,128.0	41,692.0
Land and Improvements	830.0	744.0	589.0	632.0	632.0
Buildings and Improvements	3,466.0	2,754.0	2,721.0	2,582.0	2,477.0
Machinery and Equipment	5,763.0	4,501.0	3,892.0	2,999.0	2,619.0
Construction in Progress	235.0	97.0	93.0	26.0	28.0
Property/Plant/Equipment - Gross	10,294.0	8,096.0	7,295.0	6,239.0	5,756.0
Accumulated Depreciation	-4,979.0	-4,096.0	-3,609.0	-3,178.0	-2,703.0
Property/Plant/Equipment - Net	5,315.0	4,000.0	3,686.0	3,061.0	3,053.0
Goodwill	43,045.0	34,590.0	34,087.0	29,652.0	27,343.0
Other Intangible Assets	7,679.0	4,943.0	6,406.0	6,137.0	6,640.0
Goodwill and Other Intangible Assets	50,724.0	39,533.0	40,493.0	35,789.0	33,983.0
Deferred Taxes - Non-Current Assets	1,143.0	1,291.0	1,458.0	837.0	766.0
Non-Current Deferred Assets	1,143.0	1,291.0	1,458.0	837.0	766.0
Other Long-Term Assets	3,294.0	3,043.0	2,746.0	2,451.0	2,318.0
Total Non-Current Assets	60,476.0	47,867.0	48,383.0	42,138.0	40,120.0
Total Assets	134,991.0	112,180.0	110,903.0	90,266.0	81,812.0
Accounts Payable	599.0	504.0	806.0	471.0	419.0

Income Taxes Payable	-	-	-	416.0	911.0
Total Tax Payable	-	-	-	416.0	911.0
Payables	599.0	504.0	806.0	887.0	1,330.0
Accrued Expenses	1,966.0	1,966.0	1,839.0	1,940.0	1,851.0
Current Notes Payable	9,797.0	3,750.0	1,999.0	1,508.0	-
Current Debt	9,797.0	3,750.0	1,999.0	1,508.0	-
Current Debt and Capital Lease Obligation	9,797.0	3,750.0	1,999.0	1,508.0	-
Customer Advances	8,233.0	7,655.0	7,245.0	7,269.0	7,118.0
Current Deferred Liabilities	8,233.0	7,655.0	7,245.0	7,269.0	7,118.0
Other Current liabilities	3,583.0	3,333.0	3,317.0	2,785.0	2,573.0
Total Current Liabilities	24,178.0	17,208.0	15,206.0	14,389.0	12,872.0
Long-Term Debt	48,112.0	40,105.0	39,959.0	22,589.0	18,494.0
Long-Term Debt and Capital Lease Obligation	48,112.0	40,105.0	39,959.0	22,589.0	18,494.0
Minority Interest	386.0	501.0	435.0	569.0	497.0
Other Long-Term Liabilities	8,455.0	7,077.0	6,640.0	5,841.0	5,301.0
Total Non-Current Liabilities	56,953.0	47,683.0	47,034.0	28,999.0	24,292.0
Total Liabilities	81,131.0	64,891.0	62,240.0	43,388.0	37,164.0
Common Stock	27,065.0	24,217.0	23,156.0	21,077.0	18,893.0
Capital Stock	27,065.0	24,217.0	23,156.0	21,077.0	18,893.0
Retained Earnings (Accumulated Deficit)	27,598.0	23,888.0	26,503.0	25,965.0	25,854.0
Gains (Losses) Not Affecting Retained Earnings	-803.0	-816.0	-996.0	-164.0	-99.0
Stockholders' Equity	53,860.0	47,289.0	48,663.0	46,878.0	44,648.0
Total Equity	53,860.0	47,289.0	48,663.0	46,878.0	44,648.0
Total Liabilities and Shareholders' Equity	134,991.0	112,180.0	110,903.0	90,266.0	81,812.0
Net Tangible Assets	3,136.0	7,756.0	8,170.0	11,089.0	10,665.0
Working Capital	50,337.0	47,105.0	47,314.0	33,739.0	28,820.0
Invested Capital	111,769.0	91,144.0	90,621.0	70,975.0	63,142.0
Total Debt	57,909.0	43,855.0	41,958.0	24,097.0	18,494.0
Net Debt	36,125.0	23,703.0	20,242.0	6,328.0	3,881.0
Total Capitalization	101,972.0	87,394.0	88,622.0	69,467.0	63,142.0
Common Stock Equity	53,860.0	47,289.0	48,663.0	46,878.0	44,648.0
Total Common Shares Outstanding	4,137.0	4,131.0	4,343.0	4,464.0	4,646.0
Shares Issued	4,137.0	4,131.0	4,343.0	4,464.0	4,646.0
Tangible Book Value	3,136.0	7,756.0	8,170.0	11,089.0	10,665.0
Employees	138,000	136,000	132,000	122,000	120,000

© 2018 Morningstar. All Rights Reserved.
Published by Dun & Bradstreet, Inc., February 2018.

Oracle Corporation

Redwood City, California, United States, Tel: 650-506-7000, URL: http://www.oracle.com

Interim Balance Sheet

Standardized

Financials in: (mil)

Except for share items (millions) and per share items (actual units)



Financial Glossary

	30-Nov-2017	31-Aug-2017	31-May-2017	28-Feb-2017	30-Nov-2016
UpdateDate	Filed 18-Dec-2017	Filed 18-Sep-2017	Filed 31-May-2017	Filed 17-Mar-2017	Filed 18-Dec-2017
Filed Currency	USD	USD	USD	USD	USD
Exchange Rate	1	1	1	1	1
Cash and Cash Equivalents	21,310.0	21,321.0	21,784.0	19,748.0	18,592.0
Short-Term Investments	50,270.0	45,576.0	44,294.0	39,604.0	39,614.0
Cash, Cash Equivalents and Short-Term Investments	71,580.0	66,897.0	66,078.0	59,352.0	58,206.0
Accounts Receivable, Net	3,798.0	3,591.0	5,300.0	3,721.0	3,690.0
Total Receivables	3,798.0	3,591.0	5,300.0	3,721.0	3,690.0
Inventories - Raw Materials	288.0	158.0	186.0	244.0	153.0
Inventories - Work In Progress	35.0	34.0	42.0	46.0	46.0
Inventories - Finished Goods	113.0	120.0	72.0	101.0	128.0
Total Inventory	436.0	312.0	300.0	391.0	327.0
Prepaid Assets	2,731.0	2,535.0	2,837.0	2,547.0	2,511.0
Total Current Assets	78,545.0	73,335.0	74,515.0	66,011.0	64,734.0
Land and Improvements	-	-	830.0	-	-
Buildings and Improvements	-	-	3,466.0	-	-
Machinery and Equipment	-	-	5,763.0	-	-
Construction in Progress	-	-	235.0	-	-
Property/Plant/Equipment - Gross	-	-	10,294.0	-	-
Accumulated Depreciation	-	-	-4,979.0	-	-
Property/Plant/Equipment - Net	5,868.0	5,586.0	5,315.0	5,070.0	4,882.0
Goodwill	42,964.0	43,020.0	43,045.0	42,504.0	42,083.0
Other Intangible Assets	6,794.0	7,186.0	7,679.0	7,788.0	7,968.0
Goodwill and Other Intangible Assets	49,758.0	50,206.0	50,724.0	50,292.0	50,051.0
Deferred Taxes - Non-Current Assets	1,222.0	1,181.0	1,143.0	918.0	895.0
Non-Current Deferred Assets	1,222.0	1,181.0	1,143.0	918.0	895.0
Other Long-Term Assets	3,369.0	3,289.0	3,294.0	3,091.0	3,038.0
Total Non-Current Assets	60,217.0	60,262.0	60,476.0	59,371.0	58,866.0
Total Assets	138,762.0	133,597.0	134,991.0	125,382.0	123,600.0
Accounts Payable	554.0	593.0	599.0	481.0	615.0
Payables	554.0	593.0	599.0	481.0	615.0
Accrued Expenses	1,500.0	1,517.0	1,966.0	1,516.0	1,486.0
Current Notes Payable	2,499.0	4,998.0	9,797.0	3,498.0	3,838.0
Current Debt	2,499.0	4,998.0	9,797.0	3,498.0	3,838.0

Current Debt and Capital Lease Obligation	2,499.0	4,998.0	9,797.0	3,498.0	3,838.0
Customer Advances	8,076.0	10,269.0	8,233.0	7,388.0	7,411.0
Current Deferred Liabilities	8,076.0	10,269.0	8,233.0	7,388.0	7,411.0
Other Current liabilities	2,865.0	2,849.0	3,583.0	2,907.0	2,997.0
Total Current Liabilities	15,494.0	20,226.0	24,178.0	15,790.0	16,347.0
Long-Term Debt	58,170.0	48,293.0	48,112.0	50,469.0	50,489.0
Long-Term Debt and Capital Lease Obligation	58,170.0	48,293.0	48,112.0	50,469.0	50,489.0
Minority Interest	432.0	407.0	386.0	408.0	383.0
Other Long-Term Liabilities	8,798.0	8,712.0	8,455.0	8,100.0	7,919.0
Total Non-Current Liabilities	67,400.0	57,412.0	56,953.0	58,977.0	58,791.0
Total Liabilities	82,894.0	77,638.0	81,131.0	74,767.0	75,138.0
Common Stock	28,474.0	28,089.0	27,065.0	25,970.0	25,159.0
Capital Stock	28,474.0	28,089.0	27,065.0	25,970.0	25,159.0
Retained Earnings (Accumulated Deficit)	28,296.0	28,586.0	27,598.0	25,576.0	24,375.0
Gains (Losses) Not Affecting Retained Earnings	-902.0	-716.0	-803.0	-931.0	-1,072.0
Stockholders' Equity	55,868.0	55,959.0	53,860.0	50,615.0	48,462.0
Total Equity	55,868.0	55,959.0	53,860.0	50,615.0	48,462.0
Total Liabilities and Shareholders' Equity	138,762.0	133,597.0	134,991.0	125,382.0	123,600.0
Net Tangible Assets	6,110.0	5,753.0	3,136.0	323.0	-1,589.0
Working Capital	63,051.0	53,109.0	50,337.0	50,221.0	48,387.0
Invested Capital	116,537.0	109,250.0	111,769.0	104,582.0	102,789.0
Total Debt	60,669.0	53,291.0	57,909.0	53,967.0	54,327.0
Net Debt	39,359.0	31,970.0	36,125.0	34,219.0	35,735.0
Total Capitalization	114,038.0	104,252.0	101,972.0	101,084.0	98,951.0
Common Stock Equity	55,868.0	55,959.0	53,860.0	50,615.0	48,462.0
Total Common Shares Outstanding	4,143.0	4,171.0	4,137.0	4,115.0	4,103.0
Shares Issued	4,143.0	4,171.0	4,137.0	4,115.0	4,103.0
Tangible Book Value	6,110.0	5,753.0	3,136.0	323.0	-1,589.0
Employees	-	-	138,000	-	-

© 2018 Morningstar. All Rights Reserved.
Published by Dun & Bradstreet, Inc., February 2018.

Oracle Corporation

Redwood City, California, United States, Tel: 650-506-7000, URL: http://www.oracle.com

Annual Cash Flows

Standardized

Financials in: (mil)

Except for share items (millions) and per share items (actual units)



Financial Glossary

	31-May-2017	31-May-2016	31-May-2015	31-May-2014	31-May-2013
Period Length	12 Months	12 Months	12 Months	12 Months	12 Months
UpdateDate	Filed 27-Jun-2017	Filed 27-Jun-2017	Filed 27-Jun-2017	Filed 22-Jun-2016	Filed 25-Jun-2015
Filed Currency	USD	USD	USD	USD	USD
Exchange Rate (Period Average)	1	1	1	1	1
Auditor	Ernst & Young LLP	Ernst & Young LLP	Ernst & Young LLP	Ernst & Young LLP	Ernst & Young LLP
Auditor Opinion	Unqualified	Unqualified	Unqualified	Unqualified	Unqualified
Net Income	9,335.0	8,901.0	9,938.0	10,955.0	10,925.0
Net Income from Continuing Operations	9,335.0	8,901.0	9,938.0	10,955.0	10,925.0
Depreciation	1,000.0	871.0	712.0	608.0	546.0
Amortization of Intangibles	1,451.0	1,638.0	2,149.0	2,300.0	2,385.0
Amortization	1,451.0	1,638.0	2,149.0	2,300.0	2,385.0
Depreciation and Amortization	2,451.0	2,509.0	2,861.0	2,908.0	2,931.0
Depreciation, Amortization and Depletion	2,451.0	2,509.0	2,861.0	2,908.0	2,931.0
Deferred Income Tax	-486.0	-105.0	-548.0	-248.0	-117.0
Deferred Taxes	-486.0	-105.0	-548.0	-248.0	-117.0
Stock-Based Compensation	1,350.0	1,037.0	933.0	805.0	755.0
Excess Tax Benefit from Stock-Based Compensation	-	-	-	230.0	-241.0
Other Non-Cash Items	1,350.0	1,037.0	933.0	1,035.0	514.0
Accounts Receivable	18.0	96.0	208.0	24.0	267.0
Receivables	18.0	96.0	208.0	24.0	267.0
Inventories	-88.0	88.0	-96.0	57.0	-66.0
Prepaid Expenses	64.0	-90.0	-387.0	-143.0	-555.0
Taxes Payable	732.0	313.0	386.0	-320.0	35.0
Accounts Payable	-37.0	-13.0	247.0	48.0	-541.0
Payables	695.0	300.0	633.0	-272.0	-506.0
Payables/Accrued	695.0	300.0	633.0	-272.0	-506.0
Other Working Capital	535.0	676.0	655.0	172.0	148.0
Changes in Working Capital	1,224.0	1,070.0	1,013.0	-162.0	-712.0
Cash from Operating Activities	14,126.0	13,685.0	14,580.0	14,921.0	14,224.0
Capital Expenditure	-2,021.0	-1,189.0	-1,391.0	-580.0	-650.0
Purchase of Short-Term Investments	-25,867.0	-24,562.0	-31,421.0	-32,316.0	-32,160.0
Purchase of Investments	-25,867.0	-24,562.0	-31,421.0	-32,316.0	-32,160.0
Sale of Short-Term Investments	17,615.0	21,247.0	20,004.0	28,845.0	30,159.0
Sale/Maturity of Investment	17,615.0	21,247.0	20,004.0	28,845.0	30,159.0
Investment, Net	-8,252.0	-3,315.0	-11,417.0	-3,471.0	-2,001.0

Acquisition of Business	-11,221.0	-650.0	-6,239.0	-3,488.0	-3,305.0
Net Acquisition (Sale) of Business	-11,221.0	-650.0	-6,239.0	-3,488.0	-3,305.0
Cash from Investing Activities	-21,494.0	-5,154.0	-19,047.0	-7,539.0	-5,956.0
Long-Term Debt Issued	17,732.0	3,750.0	19,842.0	5,566.0	4,974.0
Long-Term Debt Reduction	-4,094.0	-2,000.0	-1,500.0	-	-2,950.0
Long-Term Debt, Net	13,638.0	1,750.0	18,342.0	5,566.0	2,024.0
Issuance (Retirement) of Debt, Net	13,638.0	1,750.0	18,342.0	5,566.0	2,024.0
Sale/Issuance of Common	2,181.0	1,425.0	1,816.0	2,155.0	1,527.0
Repurchase/Retirement of Common	-3,844.0	-10,529.0	-8,101.0	-9,833.0	-11,021.0
Common Stock, Net	-1,663.0	-9,104.0	-6,285.0	-7,678.0	-9,494.0
Cash Dividends Paid - Common	-2,631.0	-2,541.0	-2,255.0	-2,178.0	-
Total Cash Dividends Paid	-2,631.0	-2,541.0	-2,255.0	-2,178.0	-1,433.0
Other Financing Cash Flow	-258.0	-85.0	-196.0	222.0	403.0
Cash from Financing Activities	9,086.0	-9,980.0	9,606.0	-4,068.0	-8,500.0
Net Cash - Beginning Balance	20,152.0	21,716.0	17,769.0	14,613.0	14,955.0
Net Change in Cash	1,632.0	-1,564.0	3,947.0	3,156.0	-342.0
Foreign Exchange Effects	-	-	-	-158.0	-110.0
Net Cash - Ending Balance	21,784.0	20,152.0	21,716.0	17,769.0	14,613.0
Capital Expenditures	-2,021.0	-1,189.0	-1,391.0	-580.0	-650.0
Issuance of Capital Stock	2,181.0	1,425.0	1,816.0	2,155.0	1,527.0
Total Debt Issued	17,732.0	3,750.0	19,842.0	5,566.0	4,974.0
Total Debt Reduction	-4,094.0	-2,000.0	-1,500.0	-	-2,950.0
Repurchase of Capital Stock	-3,844.0	-10,529.0	-8,101.0	-9,833.0	-11,021.0
Cash Taxes Paid	1,983.0	2,331.0	3,055.0	2,841.0	2,644.0
Cash Interest Paid	1,612.0	1,616.0	1,022.0	827.0	781.0
Free Cash Flow	12,105.0	12,496.0	13,189.0	14,341.0	13,574.0

© 2018 Morningstar. All Rights Reserved.
Published by Dun & Bradstreet, Inc., February 2018.

Oracle Corporation

Redwood City, California, United States, Tel: 650-506-7000, URL: http://www.oracle.com

Interim Cash Flows

Standardized

Financials in: (mil)

Except for share items (millions) and per share items (actual units)



Financial Glossary

	30-Nov-2017	31-Aug-2017	31-May-2017	28-Feb-2017	30-Nov-2016
Period Length	3 Months	3 Months	3 Months	3 Months	3 Months
UpdateDate	Filed 18-Dec-2017	Filed 18-Sep-2017	Filed 31-May-2017	Filed 17-Mar-2017	Filed 18-Dec-2017
Filed Currency	USD	USD	USD	USD	USD
Exchange Rate (Period Average)	1	1	1	1	1
Net Income	2,232.0	2,210.0	3,232.0	2,239.0	2,032.0
Net Income from Continuing Operations	2,232.0	2,210.0	3,232.0	2,239.0	2,032.0
Depreciation	288.0	285.0	278.0	259.0	241.0
Amortization of Intangibles	400.0	411.0	441.0	397.0	302.0
Amortization	400.0	411.0	441.0	397.0	302.0
Depreciation and Amortization	688.0	696.0	719.0	656.0	543.0
Depreciation, Amortization and Depletion	688.0	696.0	719.0	656.0	543.0
Deferred Income Tax	-64.0	159.0	-597.0	8.0	-42.0
Deferred Taxes	-64.0	159.0	-597.0	8.0	-42.0
Stock-Based Compensation	419.0	403.0	333.0	371.0	327.0
Other Non-Cash Items	419.0	403.0	333.0	371.0	327.0
Accounts Receivable	-223.0	1,752.0	-1,655.0	-7.0	-313.0
Receivables	-223.0	1,752.0	-1,655.0	-7.0	-313.0
Inventories	-124.0	-11.0	90.0	-62.0	-41.0
Prepaid Expenses	-417.0	555.0	-244.0	-13.0	-114.0
Taxes Payable	-10.0	32.0	1,120.0	-397.0	103.0
Accounts Payable	444.0	-1,062.0	825.0	-363.0	514.0
Payables	434.0	-1,030.0	1,945.0	-760.0	617.0
Payables/Accrued	434.0	-1,030.0	1,945.0	-760.0	617.0
Other Working Capital	-2,129.0	1,785.0	865.0	-122.0	-1,969.0
Changes in Working Capital	-2,459.0	3,051.0	1,001.0	-964.0	-1,820.0
Cash from Operating Activities	850.0	6,566.0	4,466.0	2,699.0	1,086.0
Capital Expenditure	-599.0	-473.0	-525.0	-440.0	-757.0
Purchase of Short-Term Investments	-10,351.0	-7,671.0	-10,296.0	-5,481.0	-4,577.0
Purchase of Investments	-10,351.0	-7,671.0	-10,296.0	-5,481.0	-4,577.0
Sale of Short-Term Investments	5,240.0	6,326.0	5,790.0	5,745.0	4,328.0
Sale/Maturity of Investment	5,240.0	6,326.0	5,790.0	5,745.0	4,328.0
Investment, Net	-5,111.0	-1,345.0	-4,506.0	264.0	-249.0
Acquisition of Business	-	-	-815.0	-552.0	-8,711.0
Net Acquisition (Sale) of Business	-	-	-815.0	-552.0	-8,711.0
Cash from Investing Activities	-5,710.0	-1,818.0	-5,846.0	-728.0	-9,717.0

Long-Term Debt Issued	9,945.0	-	3,800.0	-	-
Long-Term Debt Reduction	-2,500.0	-4,800.0	-	-344.0	-
Long-Term Debt, Net	7,445.0	-4,800.0	3,800.0	-344.0	-
Issuance (Retirement) of Debt, Net	7,445.0	-4,800.0	3,800.0	-344.0	-
Sale/Issuance of Common	339.0	1,014.0	872.0	563.0	259.0
Repurchase/Retirement of Common	-2,055.0	-833.0	-540.0	-547.0	-585.0
Common Stock, Net	-1,716.0	181.0	332.0	16.0	-326.0
Cash Dividends Paid - Common	-791.0	-788.0	-	-	-614.0
Total Cash Dividends Paid	-791.0	-788.0	-787.0	-612.0	-614.0
Other Financing Cash Flow	-	-34.0	-58.0	-	-33.0
Cash from Financing Activities	4,938.0	-5,441.0	3,287.0	-940.0	-973.0
Net Cash - Beginning Balance	21,321.0	21,784.0	19,748.0	18,592.0	28,614.0
Net Change in Cash	-11.0	-463.0	2,036.0	1,156.0	-10,022.0
Net Cash - Ending Balance	21,310.0	21,321.0	21,784.0	19,748.0	18,592.0
Capital Expenditures	-599.0	-473.0	-525.0	-440.0	-757.0
Issuance of Capital Stock	339.0	1,014.0	872.0	563.0	259.0
Total Debt Issued	9,945.0	-	3,800.0	-	-
Total Debt Reduction	-2,500.0	-4,800.0	-	-344.0	-
Repurchase of Capital Stock	-2,055.0	-833.0	-540.0	-547.0	-585.0
Free Cash Flow	251.0	6,093.0	3,941.0	2,259.0	329.0

© 2018 Morningstar. All Rights Reserved.
Published by Dun & Bradstreet, Inc., February 2018.

